


NOW







The **Famepla NOW** storage solutions in this catalogue are available for shipment **within 72 hours**.



Armadi a cassetti



A leading manufacturer of metal workshop furniture Famepla was established in 1998 and is based in Pieve del Grappa (TV). The production process is managed inhouse, so that each phase of the cycle is controlled and the quality of our products can always be guaranteed.

Thanks to the experience gained over the years, Famepla is a company capable of satisfying the needs of a wide range of customers: from the engineering sector to the aerospace and transport sector, passing through the automotive, military, medical, manufacturing and education sectors.

All products are designed to meet the needs of a very wide range of users. Design is combined with a focus on safety to support the production process within each company, in Italy as well as the rest of the world. Cabinets with drawers or with doors, workbenches, trolleys for transporting tools, shelving with shelves and plastic container structures take shape every day at our production site and guarantee a high level of performance.

Our product range includes more than 30,000 items of which more than 400 are available in stock and with fast delivery. We are present worldwide through an extensive sales network. Our customers are served directly by our structure or through our partners or authorised dealers.



i'M

A GROUP, AN IDEOLOGY, SPECIFIC AREAS OF MEMBERSHIP

7

We are people who regard research, innovation, sustainability and the human factor as indispensable values of any business. From kindergartens to work organisation, all the way to health plans: **i'M** is a family, a laboratory of ideas where the team determines the Group's success and outlines a strategy that favours not only the economic aspect, but also an efficient style of service that knows how to meet market demands.



Investments in training and innovation enable Anicrin to design and produce in vitro diagnostic devices and plastic medical instruments for the fields of bacteriology, clinical chemistry and pharmaceuticals, dynamically responding to the needs of scientific research.



Since 1998, Famepla has been producing industrial furniture for workshops in various sectors to support the production process in every business context, both in Italy and abroad.



From Montessori educational materials to furniture for kindergartens, schools, libraries and cultural centres, GAM imagines and designs interconnected and functional learning environments to support the individual in its growth and education.



For 50 years we have been looking for ethical and sustainable solutions for the molding of plastic bins.



Banchi da lavoro

THE MATERIAL: RECYCLED AND RECYCLABLE

For **FAMEPLA**, environmental sustainability is a responsibility and a concrete commitment. For this reason, FAMEPLA uses 100% recyclable materials to offer a product with a lower environmental impact. From the choice of wood, to metal, to recycled plastic, FAMEPLA puts ethical and social values first, favouring a production chain designed with total respect for the environment.

METAL

We use top-quality steel for the metal structures, characterised by high wear resistance and long service life, to ensure the robustness and stability of our products. Components with a galvanised finish are made from steel sheets coated with hot-dip galvanising, giving them a very high resistance to corrosion.

WOOD

The wooden tops are made of beech veneer. The edges of the tops are sanded on all sides. The beech veneer complies with EN 635-2 and the quality assurance complies with EN 986:2000. In addition, the formaldehyde emission class meets the requirements of the EOS Chemicals Ordinance.

REPLAST







The REPLAST line of containers is made from post-consumer recycled plastic. The REPLAST products in this catalogue are 'Second Life Plastic' certified, i.e. they are obtained by using polymers derived from post-consumer waste, for at least 85% of the total weight.





CABINETS

	CAS	STORAGE CABINETS	12
	ARM	CUPBOARDS	26
	PC	COMPUTER CABINETS	28
	SPO	LOCKERS	32

WORKSTATIONS

	BAN	WORKSTATIONS	34
---	-----	--------------	----

NC

	NC	TOOL STORAGE	40
---	----	--------------	----






TROLLEYS


	CAR	SHELVED TROLLEYS	46
---	-----	------------------	----

SHELVING

	SCA	ATHENA SHELVING	48
	SCA	COMPAT SHELVING	66
	SCA	RK SHELVING	74

CONTAINERS

	UN	UNIBOX	80
	AT	ATHENA	88
	CO	COMPAT	134
	ZE	ZEUS	144
	RK	RK	150



STORAGE CABINETS

Drawer cabinets are ideal for small part storage, tool storage, storage for heavy items, the storage of high value and fragile items. Housing sides and bases are welded and painted with high resistance products, which are inert and environmentally friendly.

Available in different widths and heights with their internal sides slotted in increments of

25mm to allow drawers and shelves to be adjusted accordingly. The side walls of the drawers have location slots every 17mm allowing for the installation of a large range of drawer divider kits.

DRAWERS

NOW



Drawers fitted into cabinet housings are available in 2 versions: simple or full extension with an excellent flow and slide system utilising sealed steel roller bearings and a load capacity of up to 200 kg.

The drawer front is equipped with an aluminium profile that allows the identification of the material placed inside by means of special labels.


ACCESSORIES



Components for optimizing the sub-division of the internal drawer layout: slotted dividers, dividers, plastic boxes, troughs, foam bases etc. Easy to fit and assemble, as the drawers have internal side slots and perforated drawer bases. Ensuring high-density organization, faster retrieval and care for stored items.

DIMENSIONS

1 unit (E) = 17 mm





As a practical grid system, FAMEPLA units enable clear assignment of housing, drawer and partition material.

A FAMEPLA unit (Eh) is 17mm as the slots in the side walls of the drawers. Drawer cabinet housings and the drawers that fit into the housing are based on the same units, even though they have different dimensions.

NOW

Drawer cabinets 27x36 Eh


564 W x 725 D x 800 H mm

PART. NO.			DRAWER FRONT H				EXTENSION			RAL	
			50 mm	100 mm	150 mm	300 mm	Simple 85%	Total 100%			
A	S10-20800-01/75	5	1	2	1	1	■		100	7035 7016	

A



	PART. NO.	DRAWER FRONT H mm	COMPONENTS	
1	S07-20023	50	8 x trough 2 grooves Ø 70 mm 10 x trough divider 4 x trough 3 grooves Ø 45 mm 20 x trough divider	
2	S07-21405	50	12 x plastic box 150x75 mm	
	S07-21410	100	6 x plastic box 150x150 mm	
3	S07-23210	100	2 x slotted partition L.612 mm	
	S07-23215	150	10 x aluminium divider L.149 mm	



1



2





3


NOW

Drawer cabinets 36x27 Eh

717 W x 572 D x 1000 H mm

PART. NO.			DRAWER FRONT H				EXTENSION			RAL	
			50 mm	100 mm	150 mm	300 mm	Simple 85%	Total 100%			
A	S11-31000-12/75	9	9				■		200	7035 7016	


A



	PART. NO.	DRAWER FRONT H mm	COMPONENTS	
1	S07-21410	100	12 x plastic box 150x75 mm 6 x plastic box 150x150 mm	
2	S08-33110	100	2 x slotted partition L.459 mm 3 x aluminium divider L.200 mm	
3	S08-33310	100	3 x slotted partition L.459 mm 8 x aluminium divider L.149 mm	
4	S08-33510	100	5 x slotted partition L.459 mm 18 x aluminium divider L.98 mm	




1



2



3





4



Drawer cabinets 36x36 Eh


717 W x 725 D x 1000 H mm

	PART. NO.		DRAWER FRONT H				EXTENSION			RAL	
			75 mm	100 mm	150 mm	200 mm	Simple 85%	Total 100%			
A	S10-31000-03/75	7	2	1	3	1	■		100	7035 7016	
B	S10-31000-27/75	9		9			■		100	7035 7016	
	S10-31000-28/75	9		9				■	200	7035 7016	
C	S10-31000-32/75	10	4	6			■		200	7035 7016	


A




B




C




	PART. NO.	DRAWER FRONT H mm	COMPONENTS	
1	S07-30002	50	16 x trough 2 grooves Ø 70 mm 38 x trough divider	
2	S07-30003	50	16 x trough 3 grooves Ø 45 mm 51 x trough divider	
3	S07-30004	50	16 x trough 4 grooves Ø 33 mm 64 x trough divider	
4	S07-33107	75	2 x slotted partition L.612 mm 3 x aluminium divider L.200 mm	
	S07-33110	100		
	S07-33115	150		
5	S07-33307	75	3 x slotted partition L.612 mm 15 x aluminium divider L.149 mm	
	S07-33310	100		
	S07-33315	150		



1




2



3



4





5


NOW

Drawer cabinets 45x27 Eh


870 W x 572 D x 1000 H mm

PART. NO.			DRAWER FRONT H				EXTENSION			RAL	
			75 mm	100 mm	150 mm	200 mm	Simple 85%	Total 100%			
A	S11-41000-32/75	10	4	6				■	200	7035 7016	

A







	PART. NO.	DRAWER FRONT H mm	COMPONENTS	
1	S08-43307	75	3 x slotted partition L.459 mm 2 x aluminium divider L.149 mm 7 x aluminium divider L.200 mm	
	S08-43310	100		
2	S08-43407	75	4 x slotted partition L.459 mm 16 x aluminium divider L.149 mm	
	S08-43410	100		



NOW

Drawer cabinets 54x27 Eh

1023 W x 572 D x 1000 H mm

PART. NO.			DRAWER FRONT H				EXTENSION			RAL	
			75 mm	100 mm	150 mm	200 mm	Simple 85%	Total 100%			
A	S11-51000-06/75	7	2	1	3	1		200	7035 7016		
B	S11-51000-32/75	10	4	6				200	7035 7016		


A



B





	PART. NO.	DRAWER FRONT H mm	COMPONENTS	
1	S08-50234	75	6 x trough 2 grooves Ø 70mm 6 x trough divider 6 x trough 3 grooves Ø 45 mm 10 x trough divider 6 x trough 4 grooves Ø 33 mm 15 x trough divider	
2	S08-51407	75	12 x plastic box 150x75 mm 12 x plastic box 150x150 mm	
	S08-51410	100		
3	S08-53507	75	5 x slotted partition L.459 mm 12 x aluminium divider L.149 mm	
	S08-53510	100		
	S08-53515	150		



NOW

Drawer cabinets 54x36 Eh

1023 W x 725 D x 1000 H mm

	PART. NO.		DRAWER FRONT H				EXTENSION			RAL	
			75 mm	100 mm	150 mm	200 mm	Simple 85%	Total 100%			
A	S10-51000-08/75	7	2	1	3	1	■		100	7035 7016	
B	S10-51000-34/75	9		9				■	200	7035 7016	

A



B




	PART. NO.	DRAWER FRONT H mm	COMPONENTS	
1	S07-51207	75	24 x plastic box 150x150 mm	
	S07-51210	100		
2	S07-51507	75	20 x plastic box 75x75 mm 14 x plastic box 150x75 mm 12 x plastic box 150x150 mm	
3	S07-53407	75	4 x slotted partition L.612 mm 2x aluminium divider L.149 mm 3x aluminium divider L.200 mm	
	S07-53410	100		
	S07-53415	150		



1



2





3



CUPBOARDS

Metal cabinets with doors for workshop and office are ideal for protecting and storing away tools and documents. Sides slotted in increments of 25mm to allow drawers and shelves to be adjusted accordingly.

The 4 adjustable shelves, with a load capacity of up to 70 kg, lend themselves to a variety of uses. Customisation with an additional adjustable shelf is possible.

PART. NO.	DIMENSIONS mm			KG	DOORS	SHELVES		RAL / FINISHING	
	Width	Depth	Height						
A S24-32000-01/75	1026	555	2000	600	Hinged doors	4	70	7035 7016	
ACCESSORIES									
1 S24-30036	1000	500	35	70	Additional adjustable shelf			GALVANI- SED	



A



1




COMPUTER CABINETS

A critical part of daily working practices includes the maintenance and audit of hardware, computers and other electronic devices especially in workspaces which create dust, swarf and air pollutants.

Our wide range of PC cabinets helps combat the daily degradation and abuse these expensive and essential items receive.

VERSIONS

NOW



PC cabinets are available in two versions:

- PC cabinet (static or mobile)
- Flat screen PC cabinet (static or mobile)

Monitor leaf door with Plexiglass window for visibility.

ELECTRICAL SYSTEM



Socket block with 4 sockets, switch ON/OFF and connecting cable, built-in ventilator and dust filter.

CUSTOMISATION




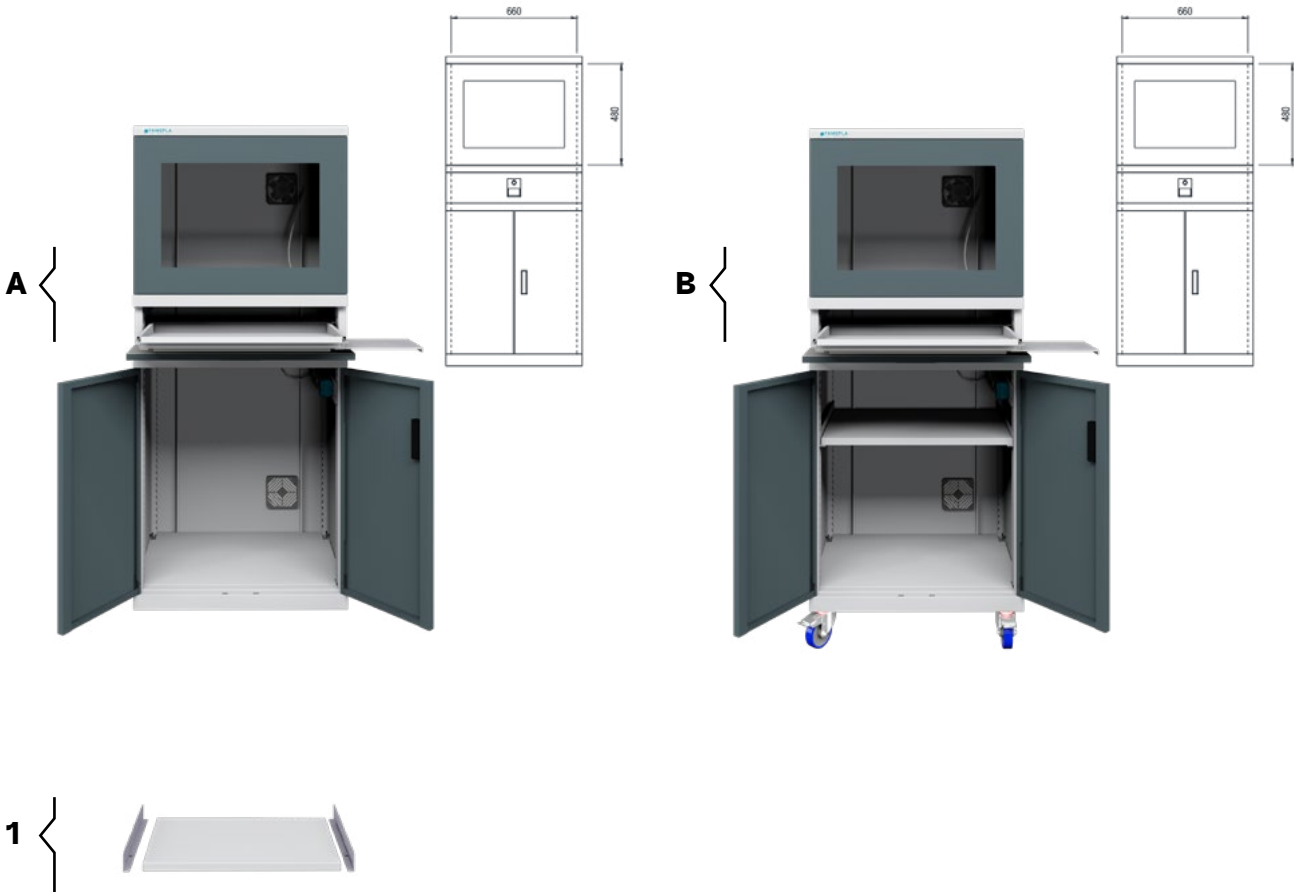
Possibility of customisation with adjustable shelf in addition.



Computer cabinets

Pc cabinet (static or mobile)

PART. NO.		DIMENSIONS mm				DESCRIPTION	RAL	
		Width	Depth	Height				
A	S17-61626-00/75	717	595	1625		Socket block with 4 sockets Switch ON/OFF and connecting cable Built-in ventilator and dust filter Central locking system Retractable keyboard drawer with mouse holder Monitor leaf door with Plexiglass window	7035 7016	
B	S17-61626A-05/75	717	595	1753		Socket block with 4 sockets Switch ON/OFF and connecting cable Built-in ventilator and dust filter Central locking system Retractable keyboard drawer with mouse holder Monitor leaf door with Plexiglass window Adjustable shelf 2 Fixed and 2 swivel braked polyurethane castors Ø 100mm	7035 7016	
ACCESSORIES								
1	S17-60028/07	658	467	25	70	Additional adjustable shelf	7035	



Flat screen cabinet (static)

PART. NO.		DIMENSIONS mm			KG	DESCRIPTION	RAL	
		Width	Depth	Height				
A	S17-41676-01/75	717	595	1670		Socket block with 4 sockets Switch ON/OFF and connecting cable Built-in ventilator and dust filter Drawer 75mm - Extension: 80% - Load capacity: 100kg Monitor leaf door with Plexiglass window Adjustable shelf	7035 7016	
ACCESSORIES								
1	S17-60028/07	658	467	25	70	Additional adjustable shelf	7035	





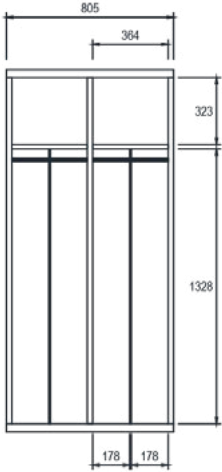


LOCKERS

With personal security being a priority lockers and compartments cabinets are ideal in any private or public workplace and even schools and universities for storing personal effects and work clothing. A wide range of accessories are also available to complete your project. Lockers are made of high-quality sheet steel.

Available with 2 doors with punched slots at the top and bottom to ensure good ventilation. A pair of plinths can be added to lift the cabinet off the floor for easy floor cleaning.

PART. NO.		DIMENSIONS mm					COMPONENTS			RAL / FINISHING	
		Width	Depth	Height	Upper shelf		Upper shelf 1 divider	Garment rod	Central partition		
A	S88-34002C/75	805	500	1750	10	2	■	■	■	7035 7016	
ACCESSORIES											
1	S88-18512	40	500	120	Pair of plinths					GALVANI- SED	



A



1



WORKBENCHES

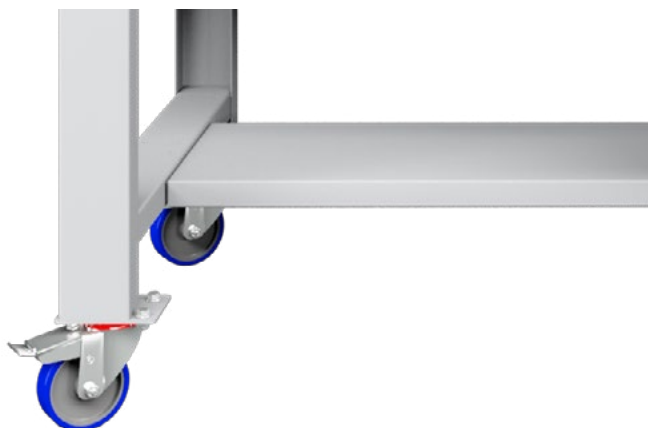
Our workbenches can be built as static stand-alone units, and with the simple addition of castor sets, can also be made mobile. Manufactured from high quality steel, our workbenches are highly durable, and come with 40mm thick multiplex wood worktops as

standard. Configurations with a workbench and perforated back panels create well organized and visual layout for quick ID, storage and retrieval.



2 available widths: 1500mm and 2000mm

LOWER SHELVES












Mobile benches are fitted as standard with a 300-mm deep shelf between the legs for greater stability. Up to two shelves with a load capacity of 50 kg can be attached to static benches with two legs to support various materials.

HOOKS FOR PERFORATED BACK PANELS

Quick-release.



PART. NO.		DIMENSIONS mm			LEGS	TOP THICKNESS mm		DRAWERS							RAL	
									DRAWER FRONT H				EXTENSION			
		Width	Depth	Height		Multiplex			50 mm	100 mm	150 mm	300 mm	Simple 85%			
A	S44-80157-001/07	1500	750	840	2 fixed	40	800								7035	
B	S44-80157-009/75	1500	750	840	2 fixed	40	800	3		3				100	7035 7016	
C	S44-80157-007/75	1500	750	840	1 fixed	40	1400	5	1	2	1	1		100	7035 7016	
D	S44-80157-022/75	1500	750	790 1090	2 Height adjustable	40	800								7035 7016	
E	S43-80157-054/75	1500	750	840	2 mobile	40	360	3		3				100	7035 7016	

A 



B 



C 



D 






E 



Partitioning and accessories 1500 x 750 mm

NOW

PART. NO.		DIMENSIONS mm					DESCRIPTION	RAL	
		Width	Depth	Height					
1	S07-20023			50 mm and higher			8 x trough 2 grooves Ø 70mm 10 x trough divider 4 x divisorio a 3 canali Ø 45 mm 20 x trough divider		
2	S07-21405			50 mm and higher			12 x plastic box 150x75 mm 6 x plastic box 150x150 mm		
	S07-21410			100 mm and higher					
3	S07-23210			100 mm and higher			2 x slotted partition L.612 mm 10 x aluminium divider L.149 mm		
	S07-23215			150 mm and higher					
4	S49-15204/07	1500		631			Perforated back panel 2 x perforated panel - 1 x Shelf		
5	S49-15301/07	1500		935			Perforated back panel 3 x perforated panel		
6	S40-33014/07	1223	300	30	50		Lower shelf	7035	
7	S06-97015					15	3 x hammer and plier holder 6 x spring clip 6 x single hook		
8	S06-97020					20	1 x hammer and plier holder 6 x spring clip 11 x single hook 1 x Double hook 1 x Spenner holder		
9	S106-01041	Set 4 COMPAT containers size 1 + 1 rail 445mm for perforated panels							
10	S106-02041	Set 3 COMPAT containers size 2 + 1 rail 445mm for perforated panels							



1




2



3



4



5



6



7




8




9






10

 Load capacity

 No. of hooks

Ready for shipment within 72 hours.

 **FAMEPLA**
MORE THAN EFFICIENCY

PART. NO.		DIMENSIONS mm			LEGS	TOP THICKNESS mm		DRAWERS							RAL	
									DRAWER FRONT H				EXTENSION			
		Width	Depth	Height		Multiplex			50 mm	100 mm	150 mm	300 mm	Simple 85%			
A	S44-80207-001/07	2000	750	840	2 fixed	40	400								7035	
B	S44-80207-009/75	2000	750	840	2 fixed	40	400	3		3			■	100	7035 7016	
C	S44-80207-007/75	2000	750	840	1 fixed	40	800	5	1	2	1	1	■	100	7035 7016	
D	S44-80207-022/75	2000	750	790 1090	2 Height adjustable	40	400								7035 7016	

A {



B {



C {




D {



Partitioning and accessories 2000 x 750 mm

NOW


PART. NO.	DIMENSIONS mm			KG	No. of hooks	DESCRIPTION	RAL	
	Width	Depth	Height					
1 S07-20023			50 mm and higher			8 x trough 2 grooves Ø 70mm 10 x trough divider 4 x divisorio a 3 canali Ø 45 mm 20 x trough divider		
2			50 mm and higher			12 x plastic box 150x75 mm 6 x plastic box 150x150 mm		
			100 mm and higher					
3			100 mm and higher			2 x slotted partition L.612 mm 10 x aluminium divider L.149 mm		
			150 mm and higher					
4 S49-20203/07	2000		631			Perforated back panel 2 x perforated panel - 2 x Shelf		
5 S49-20301/07	2000		935			Perforated back panel 6 x perforated panel		
6 S40-33019/07	1723	300	30	50		Lower shelf	7035	
7 S06-97015					15	3 x hammer and plier holder 6 x spring clip 6 x single hook		
8 S06-97020					20	1 x hammer and plier holder 6 x spring clip 11 x single hook 1 x Double hook 1 x Spenner holder		
9 S106-01041	Set 4 COMPAT containers size 1 + 1 rail 445mm for perforated panels							
10 S106-02041	Set 3 COMPAT containers size 2 + 1 rail 445mm for perforated panels							




1




2



3



4




5



6



7



8



9



10



Load capacity



No. of hooks

Ready for shipment within 72 hours.

FAMEPLA
MORE THAN EFFICIENCY



CNC TROLLEYS

CNC Storage and transport systems are ideal solutions to accommodate the different types of spindles in an orderly manner, at hand and arrange them so that they are visible without taking up space. Equipped with tool holders to be attached to frames that can be fixed to trolleys or

doors cabinets. The trolleys are equipped with 2 swivel castors with brakes, 2 fixed polyurethane castors with a diameter of 100mm and a shelf with rubber. The cabinets are available with roller shutter and with hinged doors.






Trolleys



NC Roller
shutter cabinet



NC Hinged door
cabinet

PART. NO.	DIMENSIONS mm									TOOL HOLDERS		RAL	
										NR	TYPE		
	Width	Depth	Height			Fixed	Swivel braked	Diameter mm	Polyurethane				
A	S30-10101-704/07	1077	508	826	360	3	2	2	100	■	40	ISO-SK40	7035
	S30-10101-705/07	1077	508	826	360	3	2	2	100	■	25	ISO-SK50	7035
	S30-10101-708/07	1077	508	826	360	3	2	2	100	■	40	HSK63	7035
1	ISO-SK40	Holder to be screwed to the frame											
	ISO-SK50												
2	HSK63	Holder with catch fastener											

A {



1 {





2 {



CNC Roller shutter cabinet

NOW

PART. NO.	DIMENSIONS mm					TOOL HOLDERS		RAL	
						NR	TYPE		
	Width	Depth	Height						
A S24-39200-404/07	1040	600	2000	4	40	156	ISO-SK40	7035	
	1040	600	2000	4	40	96	ISO-SK50	7035	
	1040	600	2000	4	40	144	HSK63	7035	
1 ISO-SK40	Holder to be screwed to the frame								
2 HSK63	Holder with catch fastener								





A



1



2

PART. NO.	DIMENSIONS mm					TOOL HOLDERS		RAL	
						NR	TYPE		
	Width	Depth	Height						
A	S24-32000-404/75	1026	555	2000	40	4	156	ISO-SK40	7035 7016
	S24-32000-405/75	1026	555	2000	40	4	96	ISO-SK50	7035 7016
	S24-32000-408/75	1026	555	2000	40	4	144	HSK63	7035 7016
1	ISO-SK40	Holder to be screwed to the frame							
	ISO-SK50								
2	HSK63	Holder with catch fastener							

A



1



2









SHELVED TROLLEYS

FAMEPLA trolleys are ideal for transporting materials of all kinds. Made of sheet steel, they are supplied with 2 swivel castors with brakes and 2 fixed polyurethane castors. The ergonomic aluminium handle provides a secure

grip. The trolley can hold up to 3 additional shelves with a load capacity of 100 kg each, up to a maximum trolley load capacity of 300 kg.

	PART. NO.	DIMENSIONS mm				COMPONENTS					RAL	
		Width	Depth	Height			Fixed	Swivel braked	Diameter mm	Polyurethane		
A	S79-60480/07	632/687	486	823	300	Handle	2	2	100	■	7035	
ACCESSORIES												
1	S79-60028/07	626	480	35	100	Additional adjustable shelf					7035	



A



1



ATHENA SHELVING

The **ATHENA** shelving features galvanised rails with a load capacity of 50 kg per pair. The galvanised racks have two height dimensions (1100mm and 2000mm) and two different widths and depths depending on the size of the boxes. The side profiles are slotted in increments

of 25mm, allowing optimum adjustment of the height of the rails. The maximum load capacity of the units is 600 kg each.

BASIC UNIT



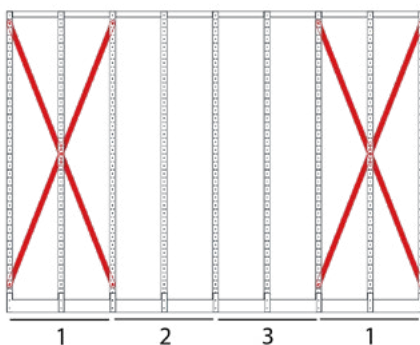
Shelving is available in two heights: 1100mm and 2000mm, each with two different combinations of width and depth, depending on the containers to be inserted.

ADD-ON UNIT



Using an add-on unit, a new unit can be connected to the existing one, saving space and cost of an upright.

DIAGONAL BRACE



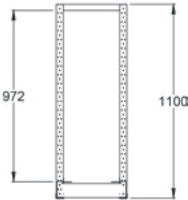
For safety, cross bracings must be used every third unit. All shelving systems must be secured to the floor or wall with the fastening kit.

NOW

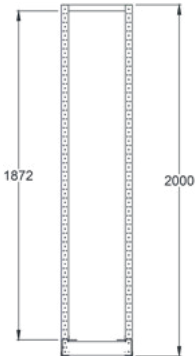
Depth 400 mm

PART. NO.	UNIT		DIMENSIONS mm			COMPONENTS	FINISHING	
	Basic	Add-on	Width	Depth	Height			
A	S74-24011-02	■	390	400	1100	2 uprights 6 pair of guide rails 1 upper shelf 1 pair of base plinths	GALVANIZED	
	S74-24011-12	■	350	400	1100	1 upright 6 pair of guide rails 1 upper shelf 1 pair of base plinths	GALVANIZED	
B	S74-24020-02	■	390	400	2000	2 uprights 12 pair of guide rails 1 upper shelf 1 pair of base plinths	GALVANIZED	
	S74-24020-12	■	350	400	2000	1 uprights 12 pair of guide rails 1 upper shelf 1 pair of base plinths	GALVANIZED	

A




B



ATHENA Box 400 x 120 mm h + accessories

NOW

	PART. NO.	DIMENSIONS mm			CLOSED WALLS	CLOSED BOTTOM	CLOSED HANDLES	VOLUME Lt	GR.	RAL	NUMBER OF BOXES		PACKAGING		
		Width	Depth	Height							Shelving A	Shelving B	Qty. per pack.	Qty. per pallet	
1	IM AT 4312A 5401	400	300	120	■	■	■	10	817	7048	6	12	8	160	REPLAST 
2	S174-21440	3 pairs of guide rails kit													
3	S74-21114	Cross bracing for 1100mm h unit													
	S74-21204	Cross bracing for 2000mm h unit													
4	S06-00046	Floor fastening kit with 2 steel plugs M10x110 with washer													



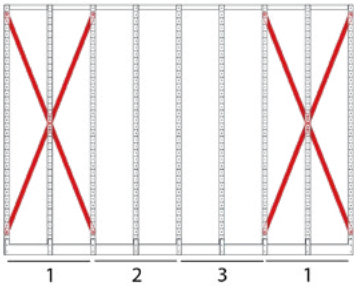
1



2



For safety, cross bracings must be used every third unit. All shelving systems must be secured to the floor or wall with the fastening kit.



3

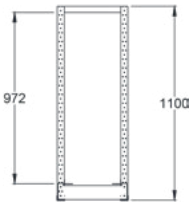


4

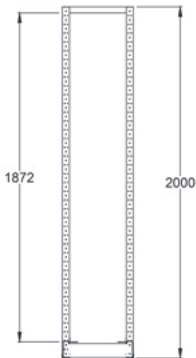
Depth 400 mm

PART. NO.	UNIT		DIMENSIONS mm			COMPONENTS	FINISHING	
	Basic	Add-on	Width	Depth	Height			
A	S74-24011-03	■	390	400	1100	1 upright 5 pairs of guide rails 1 upper shelf 1 pair of base plinths	GALVANIZED	
	S74-24011-13	■	350	400	1100	1 upright 5 pairs of guide rails 1 upper shelf 1 pair of base plinths	GALVANIZED	
B	S74-24020-03	■	390	400	2000	2 uprights 9 pairs of guide rails 1 upper shelf 1 pair of base plinths	GALVANIZED	
	S74-24020-13	■	350	400	2000	1 upright 12 pairs of guide rails 1 upper shelf 1 pair of base plinths	GALVANIZED	

A




B



ATHENA Box 400 x 170 mm h + accessories

NOW

	PART. NO.	DIMENSIONS mm			CLOSED WALLS	CLOSED BOTTOM	CLOSED HANDLES	VOLUME Lt	GR.	RAL	NUMBER OF BOXES		PACKAGING		
		Width	Depth	Height							Shelving A	Shelving B	Qty. per pack.	Qty. per pallet	
1	IM AT 4317A 5401	400	300	170	■	■	■	15	1089	7048	5	9	6	112	REPLAST 
2	S174-21440	3 pairs of guide rails kit													
3	S74-21114	Cross bracing for 1100mm h unit													
	S74-21204	Cross bracing for 2000mm h unit													
4	S06-00046	Floor fastening kit with 2 steel plugs M10x110 with washer													



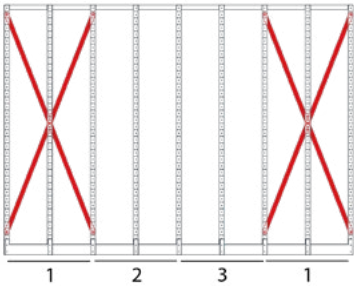
1



2



For safety, cross bracings must be used every third unit. All shelving systems must be secured to the floor or wall with the fastening kit.



3

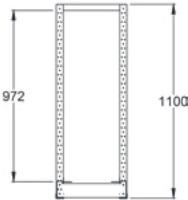


4

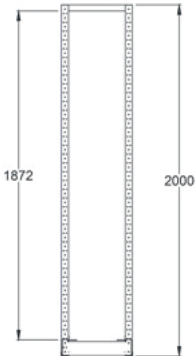

Depth 400 mm

PART. NO.	UNIT		DIMENSIONS mm			COMPONENTS	FINISHING	
	Basic	Add-on	Width	Depth	Height			
A	S74-24011-04	■	390	400	1100	2 upright 3 pairs of guide rails 1 upper shelf 1 pair of base plinths	GALVANIZED	
	S74-24011-14	■	350	400	1100	2 upright 3 pairs of guide rails 1 upper shelf 1 pair of base plinths	GALVANIZED	
B	S74-24020-04	■	390	400	2000	2 uprights 7 pairs of guide rails 1 upper shelf 1 pair of base plinths	GALVANIZED	
	S74-24020-14	■	350	400	2000	1 upright 7 pairs of guide rails 1 upper shelf 1 pair of base plinths	GALVANIZED	

A




B



ATHENA Box 400 x 220 mm h + accessories

NOW

	PART. NO.	DIMENSIONS mm			CLOSED WALLS	CLOSED BOTTOM	CLOSED HANDLES	VOLUME Lt	GR.	RAL	NUMBER OF BOXES		PACKAGING		
		Width	Depth	Height							Shelving A	Shelving B	Qty. per pack.	Qty. per pallet	
1	IM AT 4322A 5401	400	300	220	■	■	■	20	1342	7048	3	7	4	80	REPLAST 
2	S174-21440	3 pairs of guide rails kit													
3	S74-21114	Cross bracing for 1100mm h unit													
	S74-21204	Cross bracing for 2000mm h unit													
4	S06-00046	Floor fastening kit with 2 steel plugs M10x110 with washer													



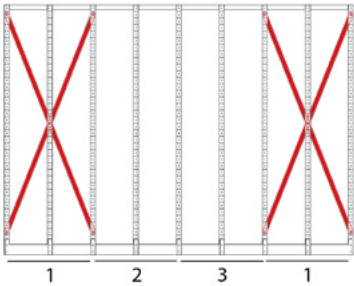
1



2



For safety, cross bracings must be used every third unit. All shelving systems must be secured to the floor or wall with the fastening kit.



3



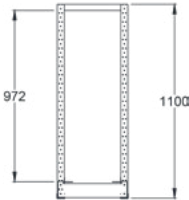
4

Shelving without boxes

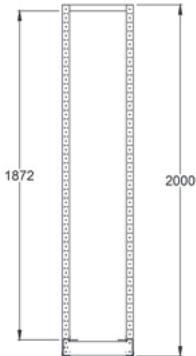
Depth 400 mm

PART. NO.	UNIT		DIMENSIONS mm			COMPONENTS	FINISHING	
	Basic	Add-on	Width	Depth	Height			
A	S74-24011-05	■	390	400	1100	2 upright 2 pairs of guide rails 1 upper shelf 1 pair of base plinths	GALVANIZED	
	S74-24011-15	■	350	400	1100	1 upright 3 pairs of guide rails 1 upper shelf 1 pair of base plinths	GALVANIZED	
B	S74-24020-05	■	390	400	2000	2 uprights 5 pairs of guide rails 1 upper shelf 1 pair of base plinths	GALVANIZED	
	S74-24020-15	■	350	400	2000	1 upright 5 pairs of guide rails 1 upper shelf 1 pair of base plinths	GALVANIZED	

A




B



ATHENA Box 400 x 325 mm h + accessories

NOW

	PART. NO.	DIMENSIONS mm			CLOSED WALLS	CLOSED BOTTOM	CLOSED HANDLES	VOLUME Lt	GR.	RAL	NUMBER OF BOXES		PACKAGING		
		Width	Depth	Height							Shelving A	Shelving B	Qty. per pack.	Qty. per pallet	
1	IM AT 4332A 5401	400	300	325	■	■	■	30	1935	7048	2	5	2	56	REPLAST 
2	S174-21440	3 pairs of guide rails kit													
3	S74-21114	Cross bracing for 1100mm h unit													
	S74-21204	Cross bracing for 2000mm h unit													
4	S06-00046	Floor fastening kit with 2 steel plugs M10x110 with washer													



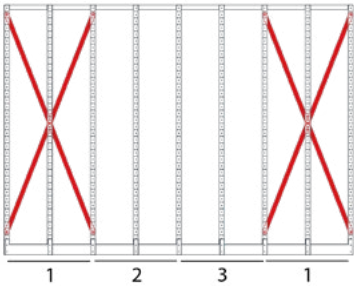
1



2



For safety, cross bracings must be used every third unit. All shelving systems must be secured to the floor or wall with the fastening kit.



3

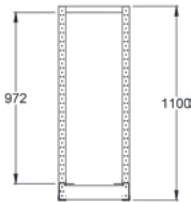


4

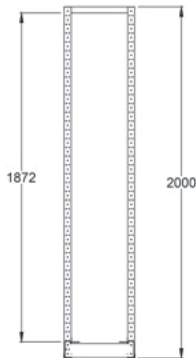
Depth 600 mm

PART. NO.	UNIT		DIMENSIONS mm			COMPONENTS	FINISHING	
	Basic	Add-on	Width	Depth	Height			
A S74-26011-02	■		490	600	1100	2 upright 6 pairs of guide rails 1 upper shelf 1 pair of base plinths	GALVANIZED	
		■	450	600	1100	1 upright 6 pairs of guide rails 1 upper shelf 1 pair of base plinths	GALVANIZED	
B S74-26020-02	■		490	600	2000	2 uprights 12 pairs of guide rails 1 upper shelf 1 pair of base plinths	GALVANIZED	
		■	450	600	2000	1 upright 12 pairs of guide rails 1 upper shelf 1 pair of base plinths	GALVANIZED	

A




B



ATHENA Box 600 x 120 mm h + accessories

NOW

	PART. NO.	DIMENSIONS mm			CLOSED WALLS	CLOSED BOTTOM	CLOSED HANDLES	VOLUME Lt	GR.	RAL	NUMBER OF BOXES		PACKAGING		
		Width	Depth	Height							Shelving A	Shelving B	Qty. per pack.	Qty. per pallet	
1	IM AT 6412A 5401	600	400	120	■	■	■	20	1710	7048	6	12	4	80	REPLAST 
2	S174-21660	3 pairs of guide rails kit													
3	S74-21116	Cross bracing for 1100mm h unit													
	S74-21206	Cross bracing for 2000mm h unit													
4	S06-00046	Floor fastening kit with 2 steel plugs M10x110 with washer													



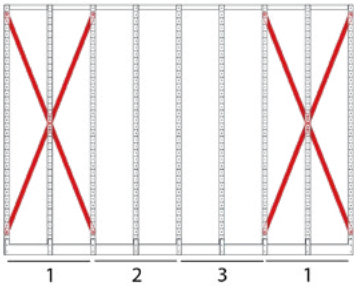
1



2



For safety, cross bracings must be used every third unit. All shelving systems must be secured to the floor or wall with the fastening kit.



3

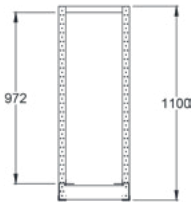


4

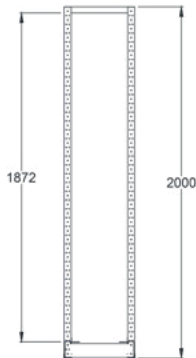
Depth 600 mm

PART. NO.	UNIT		DIMENSIONS mm			COMPONENTS	FINISHING	
	Basic	Add-on	Width	Depth	Height			
A	S74-26011-03	■	490	600	1100	2 upright 5 pairs of guide rails 1 upper shelf 1 pair of base plinths	GALVANIZED	
	S74-26011-13	■	450	600	1100	1 upright 5 pairs of guide rails 1 upper shelf 1 pair of base plinths	GALVANIZED	
B	S74-26020-03	■	490	600	2000	2 uprights 9 pairs of guide rails 1 upper shelf 1 pair of base plinths	GALVANIZED	
	S74-26020-13	■	450	600	2000	1 upright 9 pairs of guide rails 1 upper shelf 1 pair of base plinths	GALVANIZED	

A




B



ATHENA Box 600 x 170 mm h + accessories

NOW

	PART. NO.	DIMENSIONS mm			CLOSED WALLS	CLOSED BOTTOM	CLOSED HANDLES	VOLUME Lt	GR.	RAL	NUMBER OF BOXES		PACKAGING		
		Width	Depth	Height							Shelving A	Shelving B	Qty. per pack.	Qty. per pallet	
1	IM AT 6417A 5401	600	400	170	■	■	■	30	2230	7048	5	9	3	56	REPLAST 
2	S174-21660	3 pairs of guide rails kit													
3	S74-21116	Cross bracing for 1100mm h unit													
	S74-21206	Cross bracing for 2000mm h unit													
4	S06-00046	Floor fastening kit with 2 steel plugs M10x110 with washer													



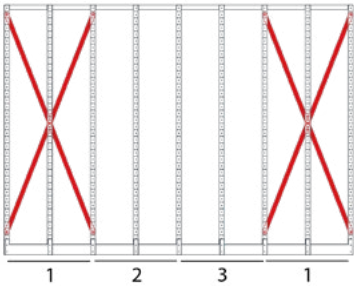
1



2



For safety, cross bracings must be used every third unit. All shelving systems must be secured to the floor or wall with the fastening kit.



3

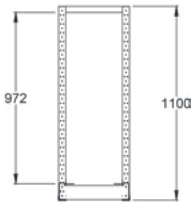


4

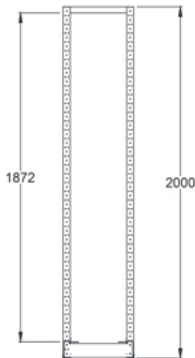
Depth 600 mm

PART. NO.	UNIT		DIMENSIONS mm			COMPONENTS	FINISHING	
	Basic	Add-on	Width	Depth	Height			
A	S74-26011-04	■	490	600	1100	2 upright 3 pairs of guide rails 1 upper shelf 1 pair of base plinths	GALVANIZED	
	S74-26011-14	■	450	600	1100	1 upright 3 pairs of guide rails 1 upper shelf 1 pair of base plinths	GALVANIZED	
B	S74-26020-04	■	490	600	2000	2 uprights 7 pairs of guide rails 1 upper shelf 1 pair of base plinths	GALVANIZED	
	S74-26020-14	■	450	600	2000	1 upright 7 pairs of guide rails 1 upper shelf 1 pair of base plinths	GALVANIZED	

A




B



ATHENA Box 600 x 220 mm h + accessories

NOW

	PART. NO.	DIMENSIONS mm			CLOSED WALLS	CLOSED BOTTOM	CLOSED HANDLES	VOLUME Lt	GR.	RAL	NUMBER OF BOXES		PACKAGING		
		Width	Depth	Height							Shelving A	Shelving B	Qty. per pack.	Qty. per pallet	
1	IM AT 6422A 5401	600	400	220	■	■	■	40	2702	7048	3	7	2	40	REPLAST 
2	S174-21660	3 pairs of guide rails kit													
3	S74-21116	Cross bracing for 1100mm h unit													
	S74-21206	Cross bracing for 2000mm h unit													
4	S06-00046	Floor fastening kit with 2 steel plugs M10x110 with washer													



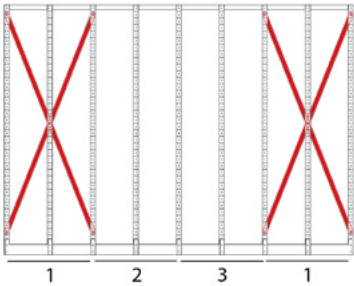
1



2



For safety, cross bracings must be used every third unit. All shelving systems must be secured to the floor or wall with the fastening kit.



3

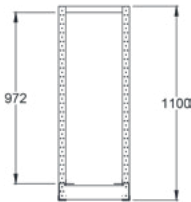


4

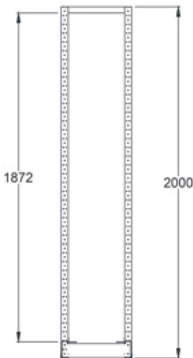
Depth 600 mm

PART. NO.	UNIT		DIMENSIONS mm			COMPONENTS	FINISHING	
	Basic	Add-on	Width	Depth	Height			
A	S74-26011-05	■	490	600	1100	2 upright 2 pairs of guide rails 1 upper shelf 1 pair of base plinths	GALVANIZED	
	S74-26011-15	■	450	600	1100	1 upright 2 pairs of guide rails 1 upper shelf 1 pair of base plinths	GALVANIZED	
B	S74-26020-05	■	490	600	2000	2 uprights 5 pairs of guide rails 1 upper shelf 1 pair of base plinths	GALVANIZED	
	S74-26020-15	■	450	600	2000	1 upright 5 pairs of guide rails 1 upper shelf 1 pair of base plinths	GALVANIZED	

A



B



ATHENA Box 600 x 325 mm h + accessories

NOW

	PART. NO.	DIMENSIONS mm			CLOSED WALLS	CLOSED BOTTOM	CLOSED HANDLES	VOLUME Lt	GR.	RAL	NUMBER OF BOXES		PACKAGING		
		Width	Depth	Height							Shelving A	Shelving B	Qty. per pack.	Qty. per pallet	
1	IM AT 6432A 5401	600	400	325	■	■	■	60	3313	7048	2	5	3	40	REPLAST
2	S174-21660	3 pairs of guide rails kit													
3	S74-21116	Cross bracing for 1100mm h unit													
	S74-21206	Cross bracing for 2000mm h unit													
4	S06-00046	Floor fastening kit with 2 steel plugs M10x110 with washer													



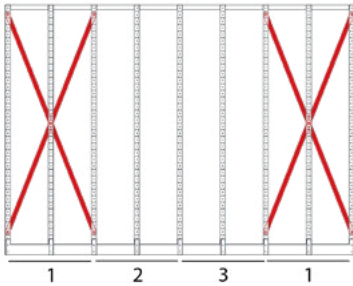
1



2




È vietato l'uso di
Brasero e stufe
a legna e a carbone.
All'istallazione
in ambiente
d'ufficio è necessario
che la base sia
fissa a terra.



3



4



COMPAT SHELVING

The **COMPAT** shelving features galvanised rails with a load capacity of 50 kg per pair. The galvanised racks have two height dimensions (1100mm and 2000mm) and two different widths and depths depending on the size of the boxes.

The side profiles are slotted in increments of 25mm, allowing optimum adjustment of the height of the rails. The maximum load capacity of the units is 600 kg each.

BASIC UNIT



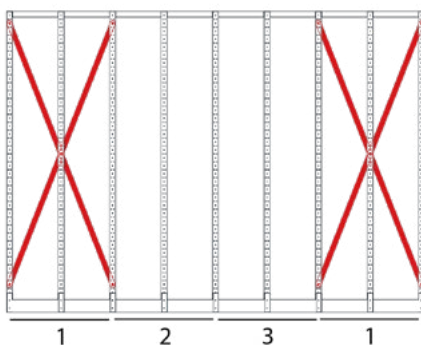
Shelving is available in two heights: 1100mm and 2000mm, each with two different combinations of width and depth, depending on the containers to be inserted.

ADD-ON UNIT



Using an add-on unit, a new unit can be connected to the existing one, saving space and cost of an upright.

DIAGONAL BRACE



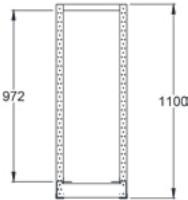
For safety, cross bracings must be used every third unit. All shelving systems must be secured to the floor or wall with the fastening kit.

NOW

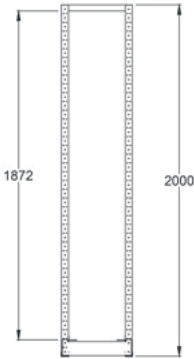
Depth 350 mm

PART. NO.	UNIT		DIMENSIONS mm			COMPONENTS	FINISHING	
	Basic	Add-on	Width	Depth	Height			
A S74-23511-02	■		302	350	1100	2 uprights 5 pair of guide rails 1 upper shelf 1 pair of base plinths	GALVANIZED	
		■	262	350	1100	1 uprights 5 pair of guide rails 1 upper shelf 1 pair of base plinths	GALVANIZED	
B S74-23520-02	■		302	350	2000	2 uprights 10 pair of guide rails 1 upper shelf 1 pair of base plinths	GALVANIZED	
		■	262	350	2000	1 uprights 10 pair of guide rails 1 upper shelf 1 pair of base plinths	GALVANIZED	

A



B



COMPAT Box 200 x 145 mm h + accessories

NOW

	PART. NO.	DIMENSIONS mm			RIBBED BOTTOM	VOLUME Lt	GR.	RAL	NUMBER OF BOXES		PACKAGING		
		Width	Depth	Height					Shelving A	Shelving B	Qty. per pack.	Qty. per pallet	
1	IM CO C3A2 5401	200	350	145	■	9,4	625	7048	5	10	21	252	REPLAST #
2	S174-21335	3 pairs of guide rails kit											
3	S74-21113	Cross bracing for 1100mm h unit											
	S74-21203	Cross bracing for 2000mm h unit											
4	S06-00046	Floor fastening kit with 2 steel plugs M10x110 with washer											



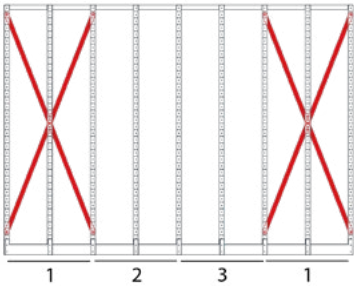
1



2



For safety, cross bracings must be used every third unit. All shelving systems must be secured to the floor or wall with the fastening kit.



3

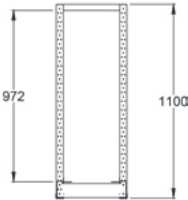


4

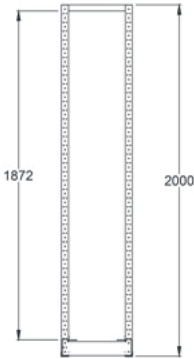
Depth 350 mm

PART. NO.	UNIT		DIMENSIONS mm			COMPONENTS	FINISHING	
	Basic	Add-on	Width	Depth	Height			
A S74-23511-03	■		302	350	1100	2 uprights 4 pair of guide rails 1 upper shelf 1 pair of base plinths	GALVANIZED	
		■	262	350	1100	1 uprights 4 pair of guide rails 1 upper shelf 1 pair of base plinths	GALVANIZED	
B S74-23520-03	■		302	350	2000	2 uprights 8 pair of guide rails 1 upper shelf 1 pair of base plinths	GALVANIZED	
		■	262	350	2000	1 uprights 8 pair of guide rails 1 upper shelf 1 pair of base plinths	GALVANIZED	

A




B



COMPAT Box 200 x 200 mm h + accessories

NOW

	PART. NO.	DIMENSIONS mm			RIBBED BOTTOM	VOLUME Lt	GR.	RAL	NUMBER OF BOXES		PACKAGING		
		Width	Depth	Height					Shelving A	Shelving B	Qty. per pack.	Qty. per pallet	
1	IM CO C003 5401	200	350	200	■	12.5	819	7048	4	8	15	180	REPLAST 
2	S174-21335	3 pairs of guide rails kit											
2	S74-21113	Cross bracing for 1100mm h unit											
	S74-21203	Cross bracing for 2000mm h unit											
3	S06-00046	Floor fastening kit with 2 steel plugs M10x110 with washer											



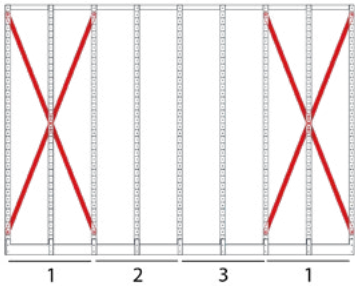
1



2



For safety, cross bracings must be used every third unit. All shelving systems must be secured to the floor or wall with the fastening kit.



3

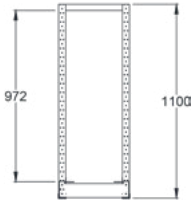


4

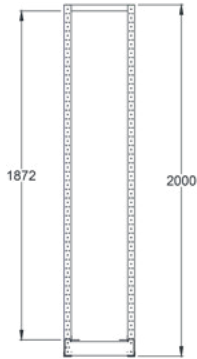
Depth 500 mm

PART. NO.	UNIT		DIMENSIONS mm			COMPONENTS	FINISHING	
	Basic	Add-on	Width	Depth	Height			
A	S74-25011-03	■	402	500	1100	2 uprights 4 pair of guide rails 1 upper shelf 1 pair of base plinths	GALVANIZED	
	S74-25011-13	■	362	500	1100	1 uprights 4 pair of guide rails 1 upper shelf 1 pair of base plinths	GALVANIZED	
B	S74-25020-03	■	402	500	2000	2 uprights 8 pair of guide rails 1 upper shelf 1 pair of base plinths	GALVANIZED	
	S74-25020-13	■	362	500	2000	1 uprights 8 pair of guide rails 1 upper shelf 1 pair of base plinths	GALVANIZED	

A



B



COMPAT Box 300 x 200 mm h + accessories

NOW

	PART. NO.	DIMENSIONS mm			RIBBED BOTTOM	VOLUME Lt	GR.	RAL	NUMBER OF BOXES		PACKAGING		
		Width	Depth	Height					Shelving A	Shelving B	Qty. per pack.	Qty. per pallet	
1	IM CO C004 5401	300	500	200	■	28	1395	7048	4	8	10	80	REPLAST
2	S174-21550	3 pairs of guide rails kit											
3	S74-21115	Cross bracing for 1100mm h unit											
	S74-21205	Cross bracing for 2000mm h unit											
4	S06-00046	Floor fastening kit with 2 steel plugs M10x110 with washer											



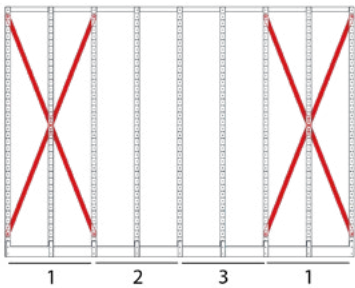
1



2




For safety, cross bracings must be used every third unit. All shelving systems must be secured to the floor or wall with the fastening kit.



3



4



RK SHELVING

Shelving for **RK** series containers have two depths according to the containers to be accommodated. There are 14 shelves with a load capacity of 50 kg, resulting in a total span capacity of 500 kg.

The basic unit includes diagonal brace and must be fixed to the ground by fixing kit.

BASIC UNIT

ADD-ON UNIT

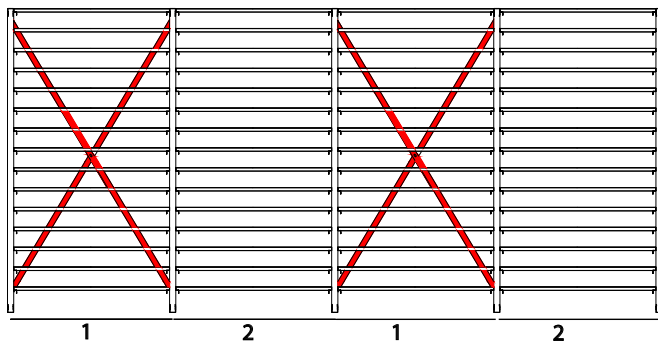
NOW



The shelves are available in two depths 625mm and 425mm, depending on the containers to be inserted.


Using an add-on unit, a new unit can be connected to the existing one, saving space and cost of an upright.

DIAGONAL BRACE



For safety, cross bracings must be used every third unit. All shelving systems must be secured to the floor or wall with the fastening kit.

Depth 425 mm

PART. NO.		UNIT		DIMENSIONS mm			COMPONENTS	 KG	FINISHING	
		Basic	Add-on	Width	Depth	Height		Shelf capacity		
A	S72-34020-01	■		1100	425	1997	2 uprights 15 adjustable shelves 14 shelf stops 1 cross bracing	50	GALVANIZED	
	S72-34020-11		■	1060	425	1997	1 upright 15 adjustable shelves 14 shelf stops	50	GALVANIZED	

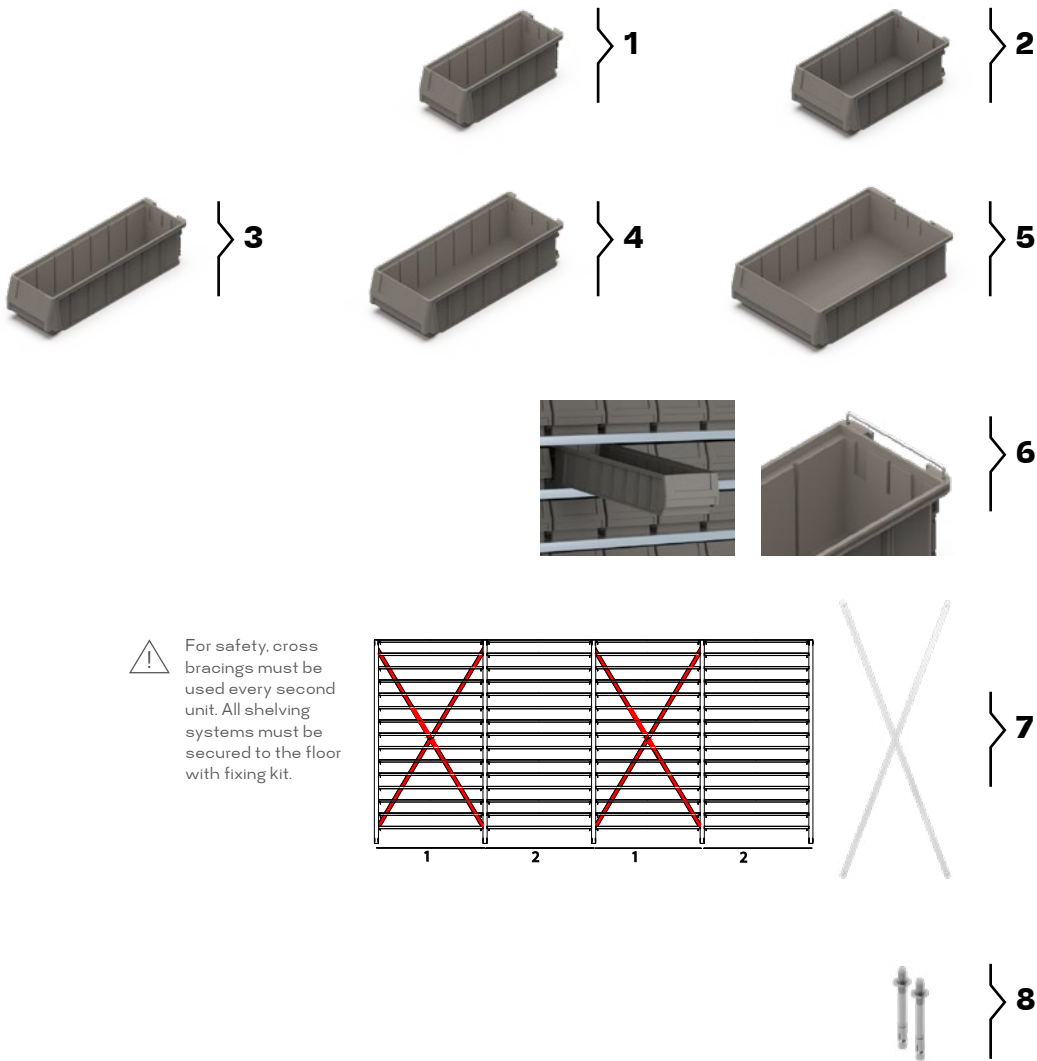
A



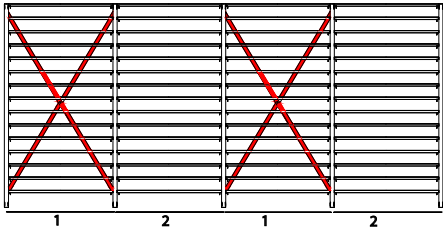
RK Box 425 mm h + accessories

NOW


	PART. NO.	DIMENSIONS mm			SMOOTH BOTTOM	RK QUANTITY PER SHELF	VOLUME Lt	GR.	RAL / FINISHING	PACKAGING		
		Width	Depth	Height						Qty. per pack.	Qty. per pallet	
1	IM RK 3012 5401	120	300	100	■	8	2	374	7048	32	512	REPLAST
2	IM RK 3016 5401	160	300	100	■	6	3	387	7048	24	384	REPLAST
3	IM RK 4012 5401	120	400	100	■	8	3	458	7048	32	384	REPLAST
4	IM RK 4016 5401	160	400	100	■	6	5	468	7048	24	288	REPLAST
5	IM RK 4024 5401	240	400	100		4	9	673	7048	16	192	
6	IM RK S120 1099	Galvanised shelf stop 120mm										
	IM RK S160 2099	Galvanised shelf stop 160mm										
7	S72-21302	Cross bracing for 1997mm h unit										
8	S06-00046	Floor fastening kit with 2 steel plugs M10x110 with washer										



⚠ For safety, cross bracings must be used every second unit. All shelving systems must be secured to the floor with fixing kit.



Depth 625 mm

PART. NO.		UNIT		DIMENSIONS mm			COMPONENTS	 KG	FINISHING	
		Basic	Add-on	Width	Depth	Height		Shelf capacity		
A	S72-36020-01	■		1100	625	1997	2 uprights 15 adjustable shelves 15 reinforcement profiles one per shelf 14 shelf stops 1 cross bracing	50	GALVANIZED	
	S72-36020-11		■	1060	625	1997	1 upright 15 adjustable shelves 15 reinforcement profiles one per shelf 14 shelf stops	50	GALVANIZED	

A



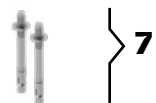
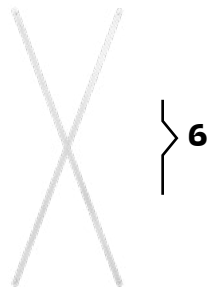
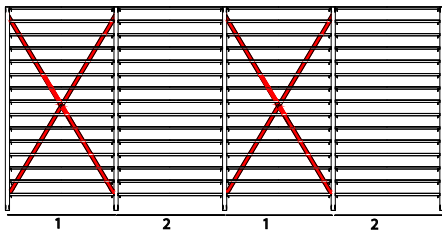
RK Box 625 mm h + accessories

NOW

	PART. NO.	DIMENSIONS mm			SMOOTH BOTTOM	RK QUANTITY PER SHELF	VOLUME Lt	GR.	RAL / FINISHING	PACKAGING		
		Width	Depth	Height						Qty. per pack.	Qty. per pallet	
1	IM RK 5012 5401	120	500	100	■	8	4	552	7048	32	256	REPLAST
2	IM RK 5016 5401	160	500	100	■	6	5,5	564	7048	24	192	REPLAST
3	IM RK 5024 5401	240	500	100	■	4	9	800	7048	16	128	REPLAST
4	IM RK 6016 5401	160	600	100	■	6	7	692	7048	24	192	REPLAST
5	IM RK S120 1099	Galvanised shelf stop 120mm										
	IM RK S160 2099	Galvanised shelf stop 160mm										
6	S72-21302	Cross bracing for 1997mm h unit										
7	S06-00046	Floor fastening kit with 2 steel plugs M10x110 with washer										



⚠ For safety, cross bracings must be used every second unit. All shelving systems must be secured to the floor with fixing kit.





UNIBOX

The **UNIBOX** series of tilt bins consists of grey ABS structures and high mechanical tilt bins in transparent polystyrene.

Available in models of different depths and height, they share a standard 600 mm width that allows stacking in a wide range of combinations.

TILT BINS

NOW



The drawers, made in high mechanical strength transparent polystyrene, are housed in the ABS container, designed to be positioned on Unibox shelves and in trolleys or fixed to the wall with racks.

STACKING








Unibox tilt bins are available in different depths and heights but have a standard width of 600 mm. This feature means that modules of the same depth or lesser depth can be stacked, allowing a wide range of combinations.

TILTED OPENING



Equipped with a handy tilting door opening, Unibox tilt bins offer excellent access and visual identification of products stored.


	PART. NO.	DIMENSIONS				INCLUDED ACCESSORIES		DRAWER DIMENSIONS			RAL	PACKAGING		
		Width	Depth	Height		Label cover	Label	Width	Depth	Height		Qty. per pack	Qty. per pallet	
 A	S99-60907	600	51	77	9	■	■	59	44	65	7035	1	468	
 B	S99-60607	600	91	112	6	■	■	87	66	100	7035	1	216	
 C	S99-60507	600	133	164	5	■	■	113	100	150	7035	1	120	
 D	S99-60407	600	170	206	4	■	■	142	130	194	7035	1	80	
 E	S99-60307	600	200	240	3	■	■	190	146	225	7035	1	56	



A - 9 drawers

Pieces per pack / pallet	 1  468
Package dimensions	615 x 75 x 90 H mm
Pallet dimensions	1300 x 1000 x 1600 H mm
	Sheet of 9 labels included



B - 6 drawers

Pieces per pack / pallet	 1  216
Package dimensions	615 x 110 x 125 H mm
Pallet dimensions	1300 x 1000 x 1600 H mm
	Sheet of 6 labels included

C - 5 drawers

Pieces per pack / pallet	 1  120
Package dimensions	615 x 155 x 180 H mm
Pallet dimensions	1300 x 1000 x 2000 H mm
	Sheet of 5 labels included

D - 4 drawers

Pieces per pack / pallet	 1  80
Package dimensions	615 x 185 x 220 H mm
Pallet dimensions	1300 x 1000 x 2000 H mm
	Sheet of 4 labels included

E - 3 drawers

Pieces per pack / pallet	 1  56
Package dimensions	615 x 215 x 255 H mm
Pallet dimensions	1300 x 1000 x 2000 H mm
	Sheet of 3 labels included

Ready for shipping within 72 hours



	PART. NO.	WIDTH	DEPTH	HEIGHT	RAL	PACKAGING		
						Qty. per pack.	Qty. per pallet	
A	S 99-62157	600	25	1500	7035	1		
B	S 99-62177	600	25	1750	7035	1		
C	S 99-62197	600	25	1950	7035	1		

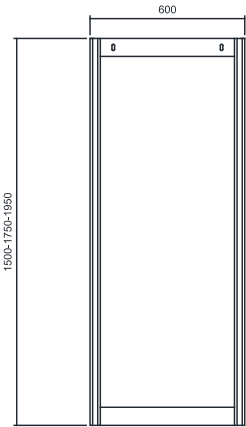
A



B



C



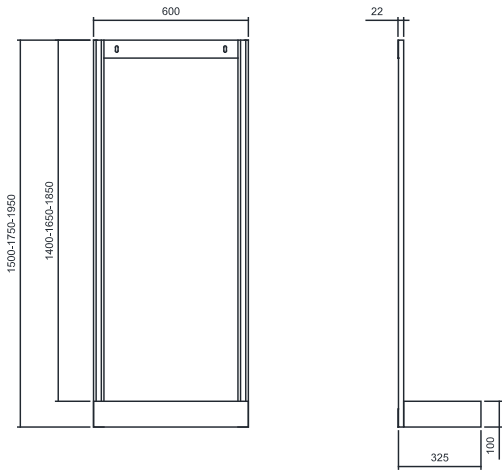
Ready for shipping within 72 hours

Free standing rack

NOW

Depth 325 mm

	PART. NO.	WIDTH	DEPTH	HEIGHT	RAL	PACKAGING		
						Qty. per pack.	Qty. per pallet	
A	S99-63157	600	325	1500	7035	1		
B	S99-63177	600	325	1750	7035	1		
C	S99-63197	600	325	1950	7035	1		



A




B



C

Free standing rack with containers

Depth 325 mm

ARTICLE	WIDTH	DEPTH	HEIGHT	INCLUDED ACCESSORIES	RAL	COMPONENTS		PACKAGING	
							UNIBOX PART. NO.	Qty per pack.	Qty per pallet
A S99-63177-03	600	325	1750	UNIBOX	7035	2	S99-60907	1	
						3	S99-60607		
						3	S99-60507		
						2	S99-60407		
						1	S99-60307		
B S99-63197-01	600	325	1950	UNIBOX	7035	6	S99-60907	1	
						9	S99-60607		
						1	S99-60507		
						1	S99-60407		
C S99-63197-03	600	325	1950	UNIBOX	7035	2	S99-60907	1	
						3	S99-60607		
						3	S99-60507		
						3	S99-60407		
						1	S99-60307		
D S99-63197-05	600	325	1950	UNIBOX	7035	7	S99-60607	1	
						4	S99-60507		
						2	S99-60407		

A



B



C





D



Ready for shipping within 72 hours

Complete trolley

NOW

ARTICLE	WIDTH	DEPTH	HEIGHT	INCLUDED ACCESSORIES	RAL	COMPONENTS			PACKAGING	
							UNIBOX PART. NO.		Qty per pack.	Qty per pallet
A S99-64147-01	660	750	1365	UNIBOX HANDLE CASTORS	7035	2	S99-60907	300	1	
						6	S99-60607			
						4	S99-60507			
						2	S99-60407			
						2	S99-60307			
B S99-64147-03	660	750	1365	UNIBOX HANDLE CASTORS	7035	4	S99-60607	300	1	
						4	S99-60507			
						4	S99-60407			
						2	S99-60307			
C S99-64147-07	660	750	1365	UNIBOX HANDLE CASTORS	7035	6	S99-60607	300	1	
						8	S99-60507			
						2	S99-60407			
D S99-64147-09	660	750	1365	UNIBOX HANDLE CASTORS	7035	14	S99-60507	300	1	
E S99-64147-11	660	750	1365	UNIBOX HANDLE CASTORS	7035	20	S99-60607	300	1	



A



B




C



D



E

 No. of containers

FAMEPLA reserves the right to alter the characteristics of products without notice. The values shown are nominal, with a +/- 1% tolerance for size, depending on the material, and a +/- 3% for weight.

FAMEPLA
MORE THAN EFFICIENCY



ATHENA

The variety of materials and sizes of the **ATHENA** series of boxes make them suitable for use in all sectors, with optimal adaptability to storage and distribution requirements. They are stackable with and without lids and conform to euro-pallet sizes.

Edges and reinforcements are designed to give the boxes structural strength to withstand the

heaviest loads.

The bases and walls of the boxes can be closed or perforated.

The handles can also be in open or closed mode. The varied composition of these elements permits a wide range of solutions and does not exclude the option of customised solutions.

HANDLES

NOW

closed handle



WALLS

closed walls




BASES

closed base



800x600 mm
base for accessories



with crossbars



with feet



with wheels



LIDS

hinged



with handles



Use of the lid does not exclude the option of stacking the boxes

CLOSING CLIPS

The Athena series box lid in the hinge and handle version can be closed with a sliding nylon fastener.



closing with lead



PARTITIONED BOXES





Partitions offer a systematic way to divide Athena series boxes into two or more compartments, depending on the solution chosen. A handy dust LID is available in transparent polystyrene, fitted with a lifting grip.



COMB DIVIDERS

NOW





To organise and protect particularly delicate articles or materials that must not come into contact with other products during handling and storage, the box can be partitioned by means of comb dividers.

They are of plastic or ESD construction and are available in five heights; the dividers feature slots positioned 20 mm apart, allowing the systematic and variable subdivision of the interior space of the boxes according to the user's needs.

Dividers can be made to measure to satisfy any requirement.

INTERMEDIATE SHELF

Made of plastic, the intermediate shelf acts as a separator if the box has to be divided into more than one layer. The side grooves on the lid facilitate gripping and removal.



DOCUMENT HOLDER SPRING

The Document holder spring snaps onto the long or short side of the Athena box and can be used to secure transport notes or other documents.





Ready for shipping within 72 hours

200 x 150 mm H 150 mm

NOW

ARTICLE	WALLS			BASE			HANDLES		GR.	PACKAGING		
	Closed	Perforated		Closed	Perforated	Reinforced	Closed	Open		Qty. per pack.	Qty. per pallet	
A IM AT 2115A 5401	■			■			■		311	24	480	

REPLAST



ATHENA

93



Closed base
Load capacity 10 kg

DATASHEET

A	
Stacked edge height	139 mm
Usable stacked height / with lid	135 mm
Usable internal dimensions	158 x 109 x 146 H mm
Volume	3 L
Pieces per package / pallet	 24  480
Package dimensions	620 x 420 x 448 H mm
Pallet dimensions	1200 x 800 x 2246 H mm

FAMEPLA reserves the right to alter the characteristics of products without notice. The values shown are nominal, with a +/- 1% tolerance for size, depending on the material, and a +/- 3% for weight.



300 x 200 mm H 120 mm

A

Closed base
Load capacity 15 kg



1



2



3



ARTICLE	WALLS			BASE			HANDLES		GR.	PACKAGING		
	Closed	Perforated		Closed	Perforated	Reinforced	Closed	Open		Qty. per pack.	Qty. per pallet	
REPLAST A IM AT 3212A 5401	■			■			■		451	16	320	
ACCESSORIES												
REPLAST 1 IM AT 32HG 5401									150	10	2560	
2 IM SPRING 0099										10		
3 IM AT LOCK 8113										10		

A

Stacked edge height	109 mm
Usable stacked height / with lid	105 mm / 107 mm
Usable internal dimensions	259 x 160 x 116 H mm
Volume	5 L
Pieces per package / pallet	16 320
Package dimensions	620 x 420 x 467 H mm
Pallet dimensions	1200 x 800 x 2341 H mm

1

Hinged lid	300 x 200 mm
Pieces per pack. / dims.	10/300 x 200 x 100 mm
Pieces per pallet / dims.	2560/1200x800x1000 H mm

2

Document holder spring	
Pieces per package	10

3

Pair closing clips	
Pieces per package	10

DATASHEET

Ready for shipping within 72 hours



FAMEPLA reserves the right to alter the characteristics of products without notice. The values shown are nominal, with a +/- 1% tolerance for size, depending on the material, and a +/- 3% for weight.

ARTICLE	WALLS			BASE			HANDLES		GR.	PACKAGING		
	Closed	Perforated		Closed	Perforated	Reinforced	Closed	Open		Qty. per pack.	Qty. per pallet	
A IM AT 3217A 5401	■			■			■		644	12	224	
ACCESSORIES												
1 IM AT 32HG 5401									157	10	2560	
2 IM SPRING 0099	Document holder spring									10		
3 IM AT LOCK 8113	Pair closing clips									10		

REPLAST

REPLAST



A
Closed base
Load capacity 15 kg



1



2



3



DATASHEET

A	
Stacked edge height	159 mm
Usable stacked height / with lid	155 mm / 157 mm
Usable internal dimensions	259 x 160 x 166 H mm
Volume	7 L
Pieces per package / pallet	12 224
Package dimensions	620 x 420 x 508 H mm
Pallet dimensions	1200 x 800 x 2387 H mm
1	
Hinged lid	300 x 200 mm
Pieces per pack. / dimens.	10/300 x 200 x 100 mm
Pieces per pallet / dimens.	2560/1200x800x1000 H mm
2	
Document holder spring	
Pieces per package	10
3	
Pair closing clips	
Pieces per package	10



400 x 300 mm H 55 mm

	ARTICLE	WALLS			BASE			HANDLES		GR.	PACKAGING		
		Closed	Perforated		Closed	Perforated	Reinforced	Closed	Open		Qty. per pack.	Qty. per pallet	
REPLAST	A IMAT 4305A 5401	■			■			■		510	20	400	



Closed base
Load capacity 15 kg



A

Stacked edge height	44 mm
Usable stacked height / with lid	40 mm / 42 mm
Usable internal dimensions	355 x 255 x 51 H mm
Volume	3.8 L
Pieces per package / pallet	20 400
Package dimensions	620 x 420 x 471 H mm
Pallet dimensions	1200 x 800 x 2361 H mm

DATASHEET

400 x 300 mm H 55 mm

NOW

	ARTICLE	SEPARATE LID	HINGED LID	GR.	PACKAGING		
					Qty. per pack.	Qty. per pallet	
1	IM AT 43SE 5401	■		336	10	480	
2	IM AT 43HG 5401		■	355	10	640	
3	IM AT LOCK 8113	Pair closing clips			10		

REPLAST

REPLAST



DATASHEET

1

Separate lid	400 x 300 mm
Pieces per pack. / dims.	10 / 400 x 300 x 100 H mm
Pieces per pallet / dims.	480 / 1200 x 800 x 1000 H mm

2

Hinged lid	400 x 300 mm
Pieces per pack. / dims.	10 / 400 x 300 x 100 H mm
Pieces per pallet / dims.	640 / 1200 x 800 x 1000 H mm

3

Pair closing clips	
Pieces per package	10

FAMEPLA reserves the right to alter the characteristics of products without notice. The values shown are nominal, with a +/- 1% tolerance for size, depending on the material, and a +/- 3% for weight.



400 x 300 mm H 75 mm

	ARTICLE	WALLS			BASE			HANDLES		GR.	PACKAGING		
		Closed	Perforated		Closed	Perforated	Reinforced	Closed	Open		Qty. per pack.	Qty. per pallet	
REPLAST	A IMAT 4308A5401	■			■			■		540	14	280	



Closed base
Load capacity 15 kg



A

Stacked edge height	64 mm
Usable stacked height / with lid	60 mm / 62 mm
Usable internal dimensions	355 x 255 x 71 H mm
Volume	6 L
Pieces per package / pallet	14 280
Package dimensions	620 x 420 x 479 H mm
Pallet dimensions	1200 x 800 x 2401 H mm

DATASHEET

Ready for shipping within 72 hours



FAMEPLA reserves the right to alter the characteristics of products without notice. The values shown are nominal, with a +/- 1% tolerance for size, depending on the material, and a +/- 3% for weight.

400 x 300 mm H 75 mm

NOW

	ARTICLE	SEPARATE LID	HINGED LID	GR.	PACKAGING		
					Qty. per pack.	Qty. per pallet	
1	IM AT 43SE 5401	■		336	10	480	
2	IM AT 43HG 5401		■	355	10	640	
3	IM SPRING 0099	Document holder spring			10		
4	IM AT LOCK 8113	Pair closing clips			10		

REPLAST

REPLAST



DATASHEET

1

Separate lid	400 x 300 mm
Pieces per pack. / dims.	10 / 400 x 300 x 100 H mm
Pieces per pallet / dims.	480 / 1200 x 800 x 1000 H mm

2

Hinged lid	400 x 300 mm
Pieces per pack. / dims.	10 / 400 x 300 x 100 H mm
Pieces per pallet / dims.	640 / 1200 x 800 x 1000 H mm

3

Document holder spring	
Pieces per package	10

4

Pair closing clips	
Pieces per package	10

FAMEPLA reserves the right to alter the characteristics of products without notice. The values shown are nominal, with a +/- 1% tolerance for size, depending on the material, and a +/- 3% for weight.

FAMEPLA
MORE THAN EFFICIENCY



400 x 300 mm H 120 mm

	ARTICLE	WALLS			BASE			HANDLES		GR.	PACKAGING		
		Closed	Perforated		Closed	Perforated	Reinforced	Closed	Open		Qty. per pack.	Qty. per pallet	
REPLAST	A IM AT 4312A 5401	■			■			■		817	8	160	



Closed base
Load capacity 15 kg



A

Stacked edge height	109 mm
Usable stacked height / with lid	105 mm / 107 mm
Usable internal dimensions	355 x 255 x 116 H mm
Volume	10 L
Pieces per package / pallet	8 160
Package dimensions	620 x 420 x 467 H mm
Pallet dimensions	1200 x 800 x 2341 H mm

DATASHEET

400 x 300 mm H 120 mm

NOW

	ARTICLE	SEPARATE LID	HINGED LID	GR.	PACKAGING		
					Qty. per pack.	Qty. per pallet	
1	IM AT 43SE 5401	■		336	10	480	
2	IM AT 43HG 5401		■	355	10	640	
3	IM SPRING 0099	Document holder spring			10		
4	IM AT LOCK 8113	Pair closing clips			10		

REPLAST

REPLAST



DATASHEET

1

Separate lid	400 x 300 mm
Pieces per pack. / dims.	10 / 400 x 300 x 100 H mm
Pieces per pallet / dims.	480 / 1200 x 800 x 1000 H mm

2

Hinged lid	400 x 300 mm
Pieces per pack. / dims.	10 / 400 x 300 x 100 H mm
Pieces per pallet / dims.	640 / 1200 x 800 x 1000 H mm

3

Document holder spring	
Pieces per package	10

4

Pair closing clips	
Pieces per package	10

FAMEPLA reserves the right to alter the characteristics of products without notice. The values shown are nominal, with a +/- 1% tolerance for size, depending on the material, and a +/- 3% for weight.

FAMEPLA
MORE THAN EFFICIENCY



400 x 300 mm H 170 mm

	ARTICLE	WALLS			BASE			HANDLES		GR.	PACKAGING		
		Closed	Perforated		Closed	Perforated	Reinforced	Closed	Open		Qty. per pack.	Qty. per pallet	
REPLAST A	IM AT 4317A 5401	■			■			■		1089	6	112	



Closed base
Load capacity 15 kg



A

Stacked edge height	159 mm
Usable stacked height / with lid	155 mm / 157 mm
Usable internal dimensions	355 x 255 x 166 H mm
Volume	15 L
Pieces per package / pallet	6 112
Package dimensions	620 x 420 x 508 H mm
Pallet dimensions	1200 x 800 x 2387 H mm

DATASHEET

Ready for shipping within 72 hours



FAMEPLA reserves the right to alter the characteristics of products without notice. The values shown are nominal, with a +/- 1% tolerance for size, depending on the material, and a +/- 3% for weight.

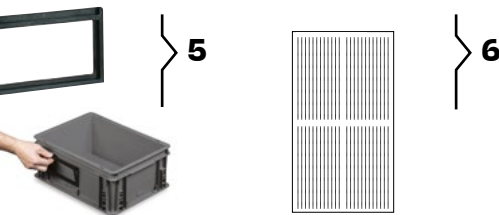
400 x 300 mm H 170 mm

NOW

	ARTICLE	SEPARATE LID	HINGED LID	GR.	PACKAGING		
					Qty. per pack.	Qty. per pallet	
1	IM AT 43SE 5401	■		336	10	480	
2	IM AT 43HG 5401		■	355	10	640	
3	IM SPRING 0099	Document holder spring			10		
4	IM AT LOCK 8113	Pair closing clips			10		
5	IM AT LH43 5107	Label holders			10		
6	IM LB 14581 0425	A4 sheet with 4 labels			25		

REPLAST

REPLAST



DATASHEET

Separate lid		400 x 300 mm
1	Pieces per pack. / dims.	10 / 400 x 300 x 100 H mm
	Pieces per pallet / dims.	480 / 1200 x 800 x 1000 H mm
Hinged lid		400 x 300 mm
2	Pieces per pack. / dims.	10 / 400 x 300 x 100 H mm
	Pieces per pallet / dims.	640 / 1200 x 800 x 1000 H mm
Document holder spring		
3	Pieces per package	10
Pair closing clips		
4	Pieces per package	10
Label holders		150 x 85 H mm
5	Pieces per package	10
A4 sheet with 4 labels		145 x 81 mm
6	Pieces per package	25



400 x 300 mm H 220 mm

	ARTICLE	WALLS			BASE			HANDLES		GR.	PACKAGING		
		Closed	Perforated		Closed	Perforated	Reinforced	Closed	Open		Qty. per pack.	Qty. per pallet	
REPLAST	A IMAT 4322A 5401	■			■			■		1342	4	80	

A

Closed base
Load capacity 15 kg



A

Stacked edge height	209 mm
Usable stacked height / with lid	205 mm / 207 mm
Usable internal dimensions	355 x 255 x 216 H mm
Volume	20 L
Pieces per package / pallet	4 80
Package dimensions	620 x 420 x 449 H mm
Pallet dimensions	1200 x 800 x 2251 H mm

DATASHEET


400 x 300 mm H 220 mm

NOW

	ARTICLE	SEPARATE LID	HINGED LID	GR.	PACKAGING		
					Qty. per pack.	Qty. per pallet	
1	IM AT 43SE 5401	■		336	10	480	
2	IM AT 43HG 5401		■	355	10	640	
3	IM SPRING 0099	Document holder spring			10		
4	IM AT LOCK 8113	Pair closing clips			10		
5	IM AT LH43 5107	Label holders			10		
6	IM LB 14581 0425	A4 sheet with 4 labels			25		

REPLAST

REPLAST



DATASHEET

Separate lid		400 x 300 mm
1	Pieces per pack. / dims.	10 / 400 x 300 x 100 H mm
	Pieces per pallet / dims.	480 / 1200 x 800 x 1000 H mm
Hinged lid		400 x 300 mm
2	Pieces per pack. / dims.	10 / 400 x 300 x 100 H mm
	Pieces per pallet / dims.	640 / 1200 x 800 x 1000 H mm
Document holder spring		
3	Pieces per package	10
Pair closing clips		
4	Pieces per package	10
Label holders		150 x 85 H mm
5	Pieces per package	10
A4 sheet with 4 labels		145 x 81 mm
6	Pieces per package	25

FAMEPLA reserves the right to alter the characteristics of products without notice. The values shown are nominal, with a +/- 1% tolerance for size, depending on the material, and a +/- 3% for weight.

FAMEPLA
MORE THAN EFFICIENCY

NOW

400 x 300 mm H 325 mm


ARTICLE	WALLS			BASE			HANDLES		GR.	PACKAGING		
	Closed	Perforated		Closed	Perforated	Reinforced	Closed	Open		Qty. per pack	Qty. per pallet	
REPLAST A IMAT 4332A5401	■			■			■		1935	2	56	

A

Closed base
Load capacity 15 kg



A

Stacked edge height	314 mm
Usable stacked height / with lid	310 mm / 312 mm
Usable internal dimensions	355 x 255 x 321 H mm
Volume	30 L
Pieces per package / pallet	 2  56
Package dimensions	620 x 420 x 345 H mm
Pallet dimensions	1200 x 800 x 2359 H mm

DATASHEET

Ready for shipping within 72 hours

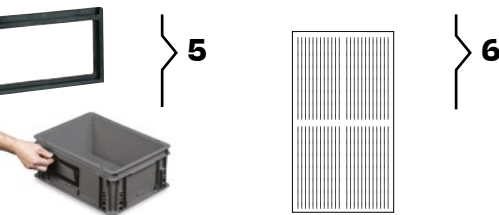
400 x 300 mm H 325 mm

NOW

	ARTICLE	SEPARATE LID	HINGED LID	GR.	PACKAGING		
					Qty. per pack.	Qty. per pallet	
1	IM AT 43SE 5401	■		336	10	480	
2	IM AT 43HG 5401		■	355	10	640	
3	IM SPRING 0099	Document holder spring			10		
4	IM AT LOCK 8113	Pair closing clips			10		
5	IM AT LH43 5107	Label holders			10		
6	IM LB 14581 0425	A4 sheet with 4 labels			25		

REPLAST

REPLAST



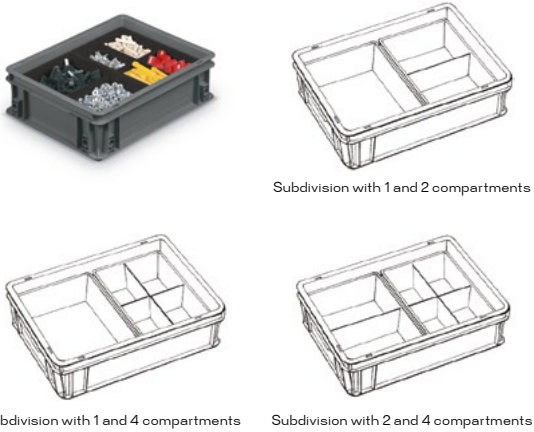

DATASHEET

Separate lid		400 x 300 mm
1	Pieces per pack. / dims.	10 / 400 x 300 x 100 H mm
	Pieces per pallet / dims.	480 / 1200 x 800 x 1000 H mm
Hinged lid		400 x 300 mm
2	Pieces per pack. / dims.	10 / 400 x 300 x 100 H mm
	Pieces per pallet / dims.	640 / 1200 x 800 x 1000 H mm
Document holder spring		
3	Pieces per package	10
Pair closing clips		
4	Pieces per package	10
Label holders		150 x 85 H mm
5	Pieces per package	10
A4 sheet with 4 labels		145 x 81 mm
6	Pieces per package	25

FAMEPLA reserves the right to alter the characteristics of products without notice. The values shown are nominal, with a +/- 1% tolerance for size, depending on the material, and a +/- 3% for weight.

FAMEPLA
MORE THAN EFFICIENCY

	ARTICLE	1 PARTITION	2 PARTITIONS	4 PARTITIONS	GR.	PACKA- GING	
						Qty. per pack.	Qty. per pallet
REPLAST	1 IM AT 43S1 5407	■			230	20	320
REPLAST	2 IM AT 43S2 5407		■		246	20	320
REPLAST	3 IM AT 43S4 5407			■	272	20	320
4	IM AT LID4 6896	Transparent lid			118	20	





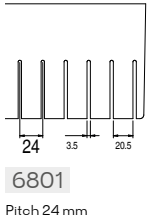
1	
Partitioned box 1 partition	256 x 178 x 90 H mm
Pieces per pack / pallet	20 320
Package dimensions	565 x 375 x 460 H mm
Pallet dimensions	1200 x 800 x 1990 H mm
2	
Partitioned box 2 partitions	256 x 178 x 90 H mm
Pieces per pack / pallet	20 320
Package dimensions	565 x 375 x 460 H mm
Pallet dimensions	1200 x 800 x 1990 H mm
3	
Partitioned box 4 partitions	256 x 178 x 90 H mm
Pieces per pack / pallet	20 320
Package dimensions	565 x 375 x 460 H mm
Pallet dimensions	1200 x 800 x 1990 H mm
4	
Transparent polystyrene lid	
Pieces per pack / pallet	20
Package dimensions	265 x 195 x 180 H mm

Ready for shipping within 72 hours

400 x 300 mm

NOW

ARTICLE		H 45	H 70	H 90	H 120	H 180	H 220	PACKA- GING	
								Qty. per pack.	Qty. per pallet
1	IM DI 2554524 6801	■						10	
	IM DI 3554524 6801	■						10	
2	IM DI 2557024 6801		■					10	
	IM DI 3557024 6801		■					10	
3	IM DI 2559024 6801			■				10	
	IM DI 3559024 6801			■				10	
4	IM DI 2551224 6801				■			10	
	IM DI 3551224 6801				■			10	
5	IM DI 2551824 6801					■		10	
	IM DI 3551824 6801					■		10	
6	IM DI 2552224 6801						■	10	
	IM DI 3552224 6801						■	10	
7	IM DI 43SHT 5101							10	



DATASHEET

1	Comb divider 255 x 45 H mm per box 400 x 300 x 75 H mm	10 items
	Comb divider 355 x 45 H mm per box 400 x 300 x 75 H mm	10 items
2	Comb divider 255 x 70 H mm per box 400 x 300 x 120 H mm	10 items
	Comb divider 355 x 70 H mm per box 400 x 300 x 120 H mm	10 items
3	Comb divider 255 x 90 H mm per box 400 x 300 x 120 H mm	10 items
	Comb divider 355 x 90 H mm per box 400 x 300 x 120 H mm	10 items
4	Comb divider 255 x 120 H mm per box 400 x 300 x 170 H mm	10 items
	Comb divider 355 x 120 H mm per box 400 x 300 x 170 H mm	10 items
5	Comb divider 255 x 180 H mm per box 400 x 300 x 220 H mm	10 items
	Comb divider 355 x 180 H mm per box 400 x 300 x 220 H mm	10 items
6	Comb divider 255 x 220 H mm per box 400 x 300 x 270 H mm	10 items
	Comb divider 355 x 220 H mm per box 400 x 300 x 270 H mm	10 items
7		
Intermediate partition shelf 355 x 255 mm		10 items

FAMEPLA reserves the right to alter the characteristics of products without notice. The values shown are nominal, with a +/- 1% tolerance for size, depending on the material, and a +/- 3% for weight.



600 x 400 mm H 75 mm

ARTICLE	WALLS			BASE			HANDLES		GR.	PACKAGING		
	Closed	Perforated		Closed	Perforated	Reinforced	Closed	Open		Qty. per pack.	Qty. per pallet	
REPLAST IMAT6408A5401	■			■			■		1371	7	140	



Closed base
Load capacity 20 kg



A


Stacked edge height	64 mm
Usable stacked height / with lid	60 mm / 62 mm
Usable internal dimensions	555 x 355 x 71 H mm
Volume	10 L
Pieces per package / pallet	7 140
Package dimensions	620 x 420 x 479 H mm
Pallet dimensions	1200 x 800 x 2401 H mm

DATASHEET

	ARTICLE	SEPARATE LID	HINGED LID	GR.	PACKAGING		
					Qty. per pack.	Qty. per pallet	
1	IM AT 64SE 5401	■		752	10	240	
2	IM AT 64HG 5401		■	732	10	320	
3	IM SPRING 0099	Document holder spring			10		
4	IM AT LOOK 8113	Pair closing clips			10		

REPLAST

REPLAST



DATASHEET

1	
Separate lid	600 x 400 mm
Pieces per pack. / dims.	10 / 600 x 400 x 100 H mm
Pieces per pallet / dims.	240 / 1200 x 800 x 1000 H mm
2	
Hinged lid	600 x 400 mm
Pieces per pack. / dims.	10 / 600 x 400 x 100 H mm
Pieces per pallet / dims.	320 / 1200 x 800 x 1000 H mm
3	
Document holder spring	
Pieces per package	10
4	
Pair closing clips	
Pieces per package	10



600 x 400 mm H 120 mm

	ARTICLE	WALLS			BASE			HANDLES		GR.	PACKAGING		
		Closed	Perforated		Closed	Perforated	Reinforced	Closed	Open		Qty. per pack.	Qty. per pallet	
REPLAST	A IM AT 6412A 5401	■			■			■		1710	4	80	



Closed base
Load capacity 20 kg



A

Stacked edge height	109 mm
Usable stacked height / with lid	105 mm / 107 mm
Usable internal dimensions	555 x 355 x 116 H mm
Volume	20 L
Pieces per package / pallet	4 80
Package dimensions	620 x 420 x 467 H mm
Pallet dimensions	1200 x 800 x 2341 H mm

DATASHEET

Ready for shipping within 72 hours




FAMEPLA reserves the right to alter the characteristics of products without notice. The values shown are nominal, with a +/- 1% tolerance for size, depending on the material, and a +/- 3% for weight.

	ARTICLE	SEPARATE LID	HINGED LID	GR.	PACKAGING		
					Qty. per pack.	Qty. per pallet	
1	IM AT 64SE 5401	■		752	10	240	
2	IM AT 64HG 5401		■	732	10	320	
3	IM SPRING 0099	Document holder spring			10		
4	IM AT LOOK 8113	Pair closing clips			10		

REPLAST

REPLAST



DATASHEET

1	
Separate lid	600 x 400 mm
Pieces per pack. / dims.	10 / 600 x 400 x 100 H mm
Pieces per pallet / dims.	240 / 1200 x 800 x 1000 H mm
2	
Hinged lid	600 x 400 mm
Pieces per pack. / dims.	10 / 600 x 400 x 100 H mm
Pieces per pallet / dims.	320 / 1200 x 800 x 1000 H mm
3	
Document holder spring	
Pieces per package	10
4	
Pair closing clips	
Pieces per package	10



600 x 400 mm H 170 mm

ARTICLE	WALLS			BASE			HANDLES		GR.	PACKAGING		
	Closed	Perforated		Closed	Perforated	Reinforced	Closed	Open		Qty. per pack.	Qty. per pallet	
REPLAST A IM AT6417A 5401	■			■			■		2230	3	56	



Closed base
Load capacity 20 kg



A

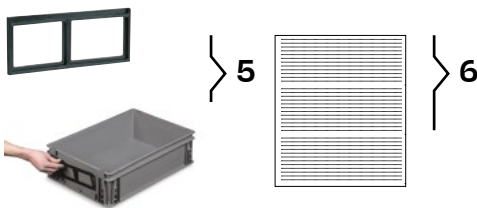

Stacked edge height	159 mm
Usable stacked height / with lid	155 mm / 157 mm
Usable internal dimensions	555 x 355 x 166 H mm
Volume	30 L
Pieces per package / pallet	3 56
Package dimensions	620 x 420 x 508 H mm
Pallet dimensions	1200 x 800 x 2387 H mm

DATASHEET

	ARTICLE	SEPARATE LID	HINGED LID	GR.	PACKAGING		
					Qty. per pack.	Qty. per pallet	
1	IM AT 64SE 5401	■		752	10	240	
2	IM AT 64HG 5401		■	732	10	320	
3	IM SPRING 0099	Document holder spring			10		
4	IM AT LOOK 8113	Pair closing clips			10		
5	IM AT LH64 5107	Label holders			10		
6	IM LB 21081 0325	A4 sheet with 4 labels			25		

REPLAST

REPLAST



DATASHEET

Separate lid		600 x 400 mm
1	Pieces per pack. / dims.	10 / 400 x 30 x 100 H mm
	Pieces per pallet / dims.	240 / 1200 x 800 x 1000 H mm
Hinged lid		600 x 400 mm
2	Pieces per pack. / dims.	10 / 400 x 300 x 100 H mm
	Pieces per pallet / dims.	320 / 1200 x 800 x 1000 H mm
Document holder spring		
3	Pieces per package	10
Pair closing clips		
4	Pieces per package	10
Label holders		215 x 85 H mm
5	Pieces per package	10
A4 sheet with 4 labels		210 x 81 H mm
6	Pieces per package	25



600 x 400 mm H 220 mm

ARTICLE	WALLS			BASE			HANDLES		GR.	PACKAGING		
	Closed	Perforated		Closed	Perforated	Reinforced	Closed	Open		Qty. per pack.	Qty. per pallet	
REPLAST A IM AT6422A 5401	■			■			■		2702	2	40	



Closed base
Load capacity 20 kg



A

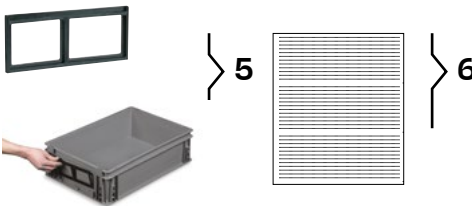

Stacked edge height	209 mm
Usable stacked height / with lid	205 mm / 207 mm
Usable internal dimensions	555 x 355 x 216 H mm
Volume	40 L
Pieces per package / pallet	2 40
Package dimensions	620 x 420 x 449 H mm
Pallet dimensions	1200 x 800 x 2251 H mm

DATASHEET

	ARTICLE	SEPARATE LID	HINGED LID	GR.	PACKAGING		
					Qty. per pack.	Qty. per pallet	
1	IM AT 64SE 5401	■		752	10	240	
2	IM AT 64HG 5401		■	732	10	320	
3	IM SPRING 0099	Document holder spring			10		
4	IM AT LOOK 8113	Pair closing clips			10		
5	IM AT LH64 5107	Label holders			10		
6	IM LB 21081 0325	A4 sheet with 4 labels			25		

REPLAST

REPLAST



DATASHEET

Separate lid		600 x 400 mm
1	Pieces per pack. / dims.	10 / 600 x 400 x 100 H mm
	Pieces per pallet / dims.	240 / 1200 x 800 x 1000 H mm
Hinged lid		600 x 400 mm
2	Pieces per pack. / dims.	10 / 600 x 400 x 100 H mm
	Pieces per pallet / dims.	320 / 1200 x 800 x 1000 H mm
Document holder spring		
3	Pieces per package	10
Pair closing clips		
4	Pieces per package	10
Label holders		215 x 85 H mm
5	Pieces per package	10
A4 sheet with 4 labels		210 x 81 H mm
6	Pieces per package	25



600 x 400 mm H 280 mm

	ARTICLE	WALLS			BASE			HANDLES		GR.	PACKAGING		
		Closed	Perforated		Closed	Perforated	Reinforced	Closed	Open		Qty. per pack.	Qty. per pallet	
REPLAST	A IM AT6428A 5401	■			■			■		2995	2	32	

A

Closed base
Load capacity 20 kg



A

Stacked edge height	269 mm
Usable stacked height / with lid	265 mm / 267 mm
Usable internal dimensions	555 x 355 x 276 H mm
Volume	53 L
Pieces per package / pallet	2 32
Package dimensions	620 x 420 x 569 H mm
Pallet dimensions	1200 x 800 x 2313 H mm

DATASHEET

Ready for shipping within 72 hours

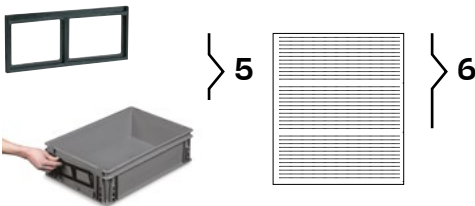



FAMEPLA reserves the right to alter the characteristics of products without notice. The values shown are nominal, with a +/- 1% tolerance for size, depending on the material, and a +/- 3% for weight.

	ARTICLE	SEPARATE LID	HINGED LID	GR.	PACKAGING		
					Qty. per pack.	Qty. per pallet	
1	IM AT 64SE 5401	■		752	10	240	
2	IM AT 64HG 5401		■	732	10	320	
3	IM SPRING 0099	Document holder spring			10		
4	IM AT LOOK 8113	Pair closing clips			10		
5	IM AT LH64 5107	Label holders			10		
6	IM LB 21081 0325	A4 sheet with 4 labels			25		

REPLAST

REPLAST



DATASHEET

Separate lid		600 x 400 mm
1	Pieces per pack. / dims.	10 / 600 x 400 x 100 H mm
	Pieces per pallet / dims.	240 / 1200 x 800 x 1000 H mm
Hinged lid		600 x 400 mm
2	Pieces per pack. / dims.	10 / 600 x 400 x 100 H mm
	Pieces per pallet / dims.	320 / 1200 x 800 x 1000 H mm
Document holder spring		
3	Pieces per package	10
Pair closing clips		
4	Pieces per package	10
Label holders		215 x 85 H mm
5	Pieces per package	10
A4 sheet with 4 labels		210 x 81 H mm
6	Pieces per package	25



600 x 400 mm H 325 mm



ARTICLE	WALLS			BASE			HANDLES		GR.	PACKAGING		
	Closed	Perforated		Closed	Perforated	Reinforced	Closed	Open		Qty. per pack.	Qty. per pallet	
REPLAST A IM AT6432A 5401	■			■			■		3313	3	40	

A

Closed base
Load capacity 20 kg



A

Stacked edge height	314 mm
Usable stacked height / with lid	310 mm / 312 mm
Usable internal dimensions	555 x 355 x 321 H mm
Volume	60 L
Pieces per package / pallet	 3  40
Package dimensions	620 x 420 x 670 H mm
Pallet dimensions	1200 x 800 x 2410 H mm

DATASHEET

Ready for shipping within 72 hours

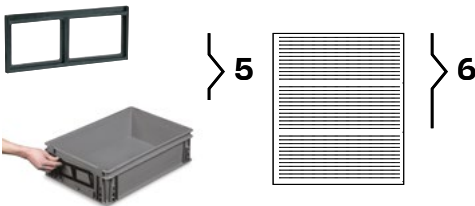



FAMEPLA reserves the right to alter the characteristics of products without notice. The values shown are nominal, with a +/- 1% tolerance for size, depending on the material, and a +/- 3% for weight.

	ARTICLE	SEPARATE LID	HINGED LID	GR.	PACKAGING		
					Qty. per pack.	Qty. per pallet	
1	IM AT 64SE 5401	■		752	10	240	
2	IM AT 64HG 5401		■	732	10	320	
3	IM SPRING 0099	Document holder spring			10		
4	IM AT LOOK 8113	Pair closing clips			10		
5	IM AT LH64 5107	Label holders			10		
6	IM LB 21081 0325	A4 sheet with 4 labels			25		

REPLAST

REPLAST



DATASHEET

Separate lid		600 x 400 mm
1	Pieces per pack. / dims.	10 / 600 x 400 x 100 H mm
	Pieces per pallet / dims.	240 / 1200 x 800 x 1000 H mm
Hinged lid		600 x 400 mm
2	Pieces per pack. / dims.	10 / 600 x 400 x 100 H mm
	Pieces per pallet / dims.	320 / 1200 x 800 x 1000 H mm
Document holder spring		
3	Pieces per package	10
Pair closing clips		
4	Pieces per package	10
Label holders		215 x 85 H mm
5	Pieces per package	10
A4 sheet with 4 labels		210 x 81 H mm
6	Pieces per package	25



600 x 400 mm


1



2



3



4



5



	ARTICLE	1 PARTITION	2 PARTITIONS	4 PARTITIONS	GR.	PACKA- GING		
						Qty. per pack	Qty. per pallet	
REPLAST	1 IM AT 64S1 5407	■			428	10	160	
REPLAST	2 IM AT 64S2 5407		■		460	10	160	
REPLAST	3 IM AT 64S4 5407			■	489	10	160	
REPLAST	4 IM AT 64S0 5407	■			345	20	320	
	5 IM AT LID6 6896	Transparent lid					20	



Subdivision with 1 and 2 compartments



Subdivision with 1 and 4 compartments



Subdivision with 2 and 4 compartments

1	Partitioned box 1 partition	357 x 278 x 90 H mm
	Pieces per pack / pallet	10 160
	Package dimensions	565 x 375 x 460 H mm
	Pallet dimensions	1200 x 800 x 1990 H mm
2	Partitioned box 2 partitions	357 x 278 x 90 H mm
	Pieces per pack / pallet	10 160
	Package dimensions	565 x 375 x 460 H mm
	Pallet dimensions	1200 x 800 x 1990 H mm
3	Partitioned box 4 partitions	357 x 278 x 90 H mm
	Pieces per pack / pallet	10 160
	Package dimensions	565 x 375 x 460 H mm
	Pallet dimensions	1200 x 800 x 1990 H mm
4	Partitioned box 1 partition	277 x 177 x 99 H mm
	Pieces per pack / pallet	20 320
	Package dimensions	565 x 375 x 460 H mm
	Pallet dimensions	1200 x 800 x 1990 H mm
5	Transparent polystyrene lid	
	Pieces per pack / pallet	20
	Package dimensions	365 x 295 x 180 H mm

DATASHEET

Ready for shipping within 72 hours






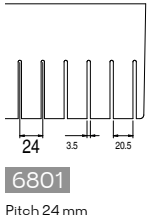


FAMEPLA reserves the right to alter the characteristics of products without notice. The values shown are nominal, with a +/- 1% tolerance for size, depending on the material, and a +/- 3% for weight.

600 x 400 mm

NOW

ARTICLE		H 45	H 70	H 90	H 120	H 180	H 220	PACKA- GING	
								Qty. per pack.	Qty. per pallet
1	IM DI 3554524 6801	■						10	
	IM DI 5554524 6801	■						10	
2	IM DI 3557024 6801		■					10	
	IM DI 5557024 6801		■					10	
3	IM DI 3559024 6801			■				10	
	IM DI 5559024 6801			■				10	
4	IM DI 3551224 6801				■			10	
	IM DI 5551224 6801				■			10	
5	IM DI 3551824 6801					■		10	
	IM DI 5551824 6801					■		10	
6	IM DI 3552224 6801						■	10	
	IM DI 5552224 6801						■	10	
7	IM DI 64SHT 5101							10	



DATASHEET

1	Comb divider 355 x 45 H mm per box 600 x 400 x 75 H mm	10 items
	Comb divider 555 x 45 H mm per box 600 x 400 x 75 H mm	10 items
2	Comb divider 355 x 70 H mm per box 600 x 400 x 120 H mm	10 items
	Comb divider 555 x 70 H mm per box 600 x 400 x 120 H mm	10 items
3	Comb divider 355 x 90 H mm per box 600 x 400 x 120 H mm	10 items
	Comb divider 555 x 90 H mm per box 600 x 400 x 120 H mm	10 items
4	Comb divider 355 x 120 H mm per box 600 x 400 x 170 H mm	10 items
	Comb divider 555 x 90 H mm per box 600 x 400 x 170 H mm	10 items
5	Comb divider 355 x 180 H mm per box 600 x 400 x 220 H mm	10 items
	Comb divider 555 x 180 H mm per box 600 x 400 x 220 H mm	10 items
6	Comb divider 355 x 220 H mm per box 600 x 400 x 280 H mm	10 items
	Comb divider 555 x 220 H mm per box 600 x 400 x 280 H mm	10 items
7		
Intermediate partition shelf 555 x 355 mm		10 items

FAMEPLA reserves the right to alter the characteristics of products without notice. The values shown are nominal, with a +/- 1% tolerance for size, depending on the material, and a +/- 3% for weight.

A

Reinforced base
Load capacity 60 kg




1



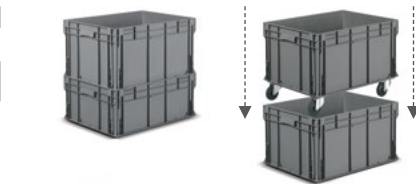
Order 4 feet

2



Order 2 crossbars

3



Order 4 wheels
IM AT WRCT 100 /125
or alternatively those on
the opposite page

Accessories supplied mounted
When fitted with wheels, the boxes are not stackable

Ready for shipping within 72 hours

	ARTICLE	WALLS		BASE			HANDLES		GR.	PACKAGING		
		Closed	Perforated	Closed	Perforated	Reinforced	Closed	Open		Qty. per pack.	Qty. per pallet	
REPLAST	A IM AT 8612C 5401	■				■	■		3614	4	40	
ACCESSORIES												
REPLAST	1 IM AT FEET 5401	Foot - Order 4 pieces							142	1		
REPLAST	2 IM AT RUNN 5401	Crossbar to be slotted under the feet AT FEET Order 2 pieces							400	1		
3	IM AT WRCT 100	Swivel wheel D. 100 mm in rubber								1		
	IM AT WRCT 125	Swivel wheel D. 125 mm in rubber								1		

☑ All accessories include fixing screws when required

A

Stacked edge height	105 mm
Usable stacked height / with lid	86 mm / 93 mm
Usable internal dimensions	755 x 555 x 101 H mm
Volume	49 L
Pieces per package / pallet	☐ 4 ☐ 40
Package dimensions	820 x 620 x 455 H mm
Pallet dimensions	1200 x 800 x 2265 H mm

1

Feet with fixing screws	100 H mm
Pieces per package	☐ 1

2

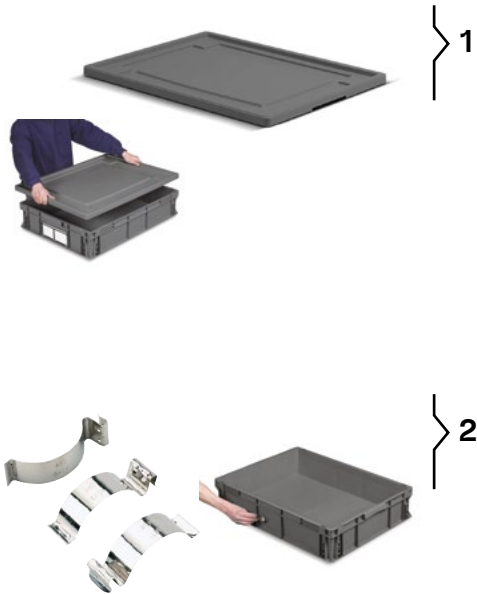
Crossbar	25 H mm
Pieces per package	☐ 1

3

Swivel wheel in rubber	diameter 100/125 mm
Pieces per package	☐ 1

	ARTICLE	SEPARATE LID	GR.	PACKAGING		
				Qty. per pack	Qty. per pallet	
1	IM AT 86SE 5401	■	2067	5	60	
2	IM SPRING 0099	Document holder spring		10		
3	IM AT WRBT 100	Swivel wheel in rubber w/brake D. 100 mm		1		
	IM AT WRBT 125	Swivel wheel in rubber w/brake D. 125 mm		1		
4	IM AT WRCF 100	Swivel wheel in rubber D. 100 mm		1		
	IM AT WRCF 125	Swivel wheel in rubber D. 125 mm		1		
5	IM AT WNBT 100	Swivel wheel in nylon w/brake D. 100 mm		1		
	IM AT WNBT 125	Swivel wheel in nylon w/brake D. 125 mm		1		
6	IM AT WNCF 100	Fixed wheel in nylon D. 100 mm		1		
	IM AT WNCF 125	Fixed wheel in nylon D. 125 mm		1		
7	IM AT WHBT 125	Swivel wheel non-marking rubber w/brake D. 125 mm		1		
8	IM AT WHCF 125	Fixed wheel non-marking rubber D. 125 mm		1		

REPLAST



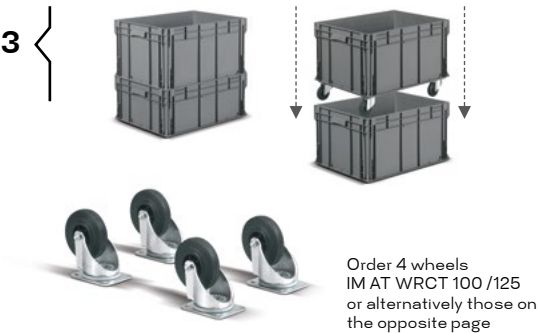

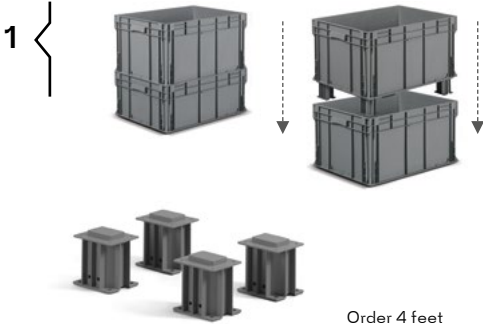

All accessories include fixing screws when required

1	Separate lid	800 x 600 mm
	Pieces per pack / pallet	5 60
	Package dimensions	800 x 600 x 150 H mm
	Pallet dimensions	1200 x 800 x 860 H mm
2	Document holder spring	
	Pieces per package	10
3	Swivel wheel in rubber with brake D. 100 mm footprint 128 H mm	
	Swivel wheel in rubber with brake D. 125 mm footprint 155 H mm	
4	Rubber fixed wheel diameter 100 mm - footprint 128 mm H	
	Rubber fixed wheel diameter 125 mm - footprint 155 mm H	
5	Swivel wheel in nylon with brake diameter 100 mm footprint 128 H mm	
	Swivel wheel in nylon with brake diameter 125 mm footprint 155 H mm	
6	Fixed wheel in nylon diameter 100 mm footprint 128 mm H	
	Fixed wheel in nylon diameter 125 mm footprint 155 mm H	
7	Swivel wheel in non-marking rubber with brake diameter 125 mm - footprint 155 H mm	
8	Fixed wheel in non-marking rubber diameter 125 mm - footprint 155 H mm	

FAMEPLA reserves the right to alter the characteristics of products without notice. The values shown are nominal, with a +/- 1% tolerance for size, depending on the material, and a +/- 3% for weight.



800 x 600 mm H 170 mm



Accessories supplied mounted

Ready for shipping within 72 hours



FAMEPLA reserves the right to alter the characteristics of products without notice. The values shown are nominal, with a +/- 1% tolerance for size, depending on the material, and a +/- 3% for weight.

	ARTICLE	WALLS		BASE			HANDLES		GR.	PACKAGING		
		Closed	Perforated	Closed	Perforated	Reinforced	Closed	Open		Qty. per pack.	Qty. per pallet	
REPLAST	A IM AT 8617C 5401	■				■	■		3975	3	28	
ACCESSORIES												
REPLAST	1 IM AT FEET 5401	Foot - Order 4 pieces							142	1		
REPLAST	2 IM AT RUNN 5401	Crossbar to be slotted under the feet AT FEET Order 2 pieces							400	1		
3	IM AT WRCT 100	Swivel wheel D. 100 mm in rubber								1		
	IM AT WRCT 125	Swivel wheel D. 125 mm in rubber								1		


All accessories include fixing screws when required

A	
Stacked edge height	155 mm
Usable stacked height / with lid	136 mm / 143 mm
Usable internal dimensions	755 x 555 x 151 H mm
Volume	69 L
Pieces per package / pallet	3 28
Package dimensions	820 x 620 x 500 H mm
Pallet dimensions	1200 x 800 x 2335 H mm
1	
Feet with fixing screws	100 H mm
Pieces per package	1
2	
Crossbar	25 H mm
Pieces per package	1
3	
Swivel wheel in rubber	diameter 100/125 mm
Pieces per package	1

DATASHEET

	ARTICLE	SEPARATE LID	GR.	PACKAGING		
				Qty. per pack	Qty. per pallet	
1	IM AT 86SE 5401	■	2067	5	60	
2	IM SPRING 0099	Document holder spring		10		
3	IM AT LH64 5107	Label holders		10		
4	IM LB 21081 0325	A4 sheet with 3 labels		25		
5	IM AT WRBT 100	Swivel wheel in rubber w/brake D. 100 mm		1		
	IM AT WRBT 125	Swivel wheel in rubber w/brake D. 125 mm		1		
6	IM AT WRCF 100	Swivel wheel in rubber D. 100 mm		1		
	IM AT WRCF 125	Swivel wheel in rubber D. 125 mm		1		
7	IM AT WNBT 100	Swivel wheel in nylon w/brake D. 100 mm		1		
	IM AT WNBT 125	Swivel wheel in nylon w/brake D. 125 mm		1		
8	IM AT WNCF 100	Fixed wheel in nylon D. 100 mm		1		
	IM AT WNCF 125	Fixed wheel in nylon D. 125 mm		1		
9	IM AT WHBT 125	Swivel wheel non-marking rubber w/brake D. 125 mm		1		
10	IM AT WHCF 125	Fixed wheel non-marking rubber D. 125 mm		1		

REPLAST



All accessories include fixing screws when required

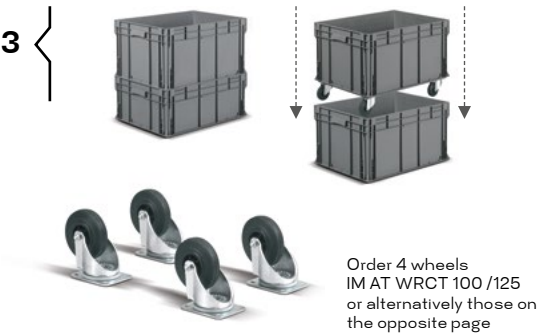

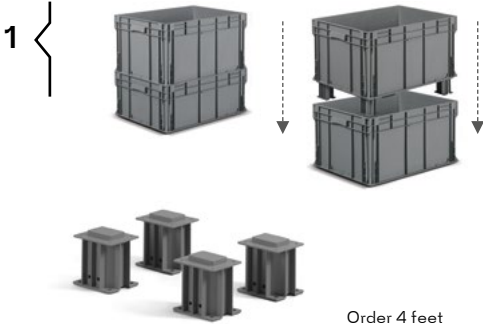
DATASHEET

1	Separate lid	800 x 600 mm
	Pieces per pack / pallet	5 60
	Package dimensions	800 x 600 x 150 H mm
	Pallet dimensions	1200 x 800 x 860 H mm
2	Document holder spring	
	Pieces per package	10
3	Label holders	215 x 85 H mm
	Pieces per package	10
4	A4 sheet with 3 labels	210 x 81 H mm
	Pieces per package	25
5	Swivel wheel in rubber with brake D. 100 mm footprint 128 H mm	
	Swivel wheel in rubber with brake D. 125 mm footprint 155 H mm	
6	Rubber fixed wheel diameter 100 mm - footprint 128 mm H	
	Rubber fixed wheel diameter 125 mm - footprint 155 mm H	
7	Swivel wheel in nylon with brake diameter 100 mm footprint 128 H mm	
	Swivel wheel in nylon with brake diameter 125 mm footprint 155 H mm	
8	Fixed wheel in nylon diameter 100 mm footprint 128 mm H	
	Fixed wheel in nylon diameter 125 mm footprint 155 mm H	
9	Swivel wheel in non-marking rubber with brake diameter 125 mm - footprint 155 H mm	
10	Fixed wheel in non-marking rubber diameter 125 mm - footprint 155 H mm	

FAMEPLA reserves the right to alter the characteristics of products without notice. The values shown are nominal, with a +/- 1% tolerance for size, depending on the material, and a +/- 3% for weight.



800 x 600 mm H 220 mm



Accessories supplied mounted

Ready for shipping within 72 hours



FAMEPLA reserves the right to alter the characteristics of products without notice. The values shown are nominal, with a +/- 1% tolerance for size, depending on the material, and a +/- 3% for weight.

	ARTICLE	WALLS		BASE			HANDLES		GR.	PACKAGING		
		Closed	Perforated	Closed	Perforated	Reinforced	Closed	Open		Qty. per pack.	Qty. per pallet	
REPLAST	A IM AT 8622C 5401	■				■	■		4795	2	20	
ACCESSORIES												
REPLAST	1 IM AT FEET 5401	Foot - Order 4 pieces							142	1		
REPLAST	2 IM AT RUNN 5401	Crossbar to be slotted under the feet AT FEET Order 2 pieces							400	1		
3	IM AT WRCT 100	Swivel wheel D. 100 mm in rubber								1		
	IM AT WRCT 125	Swivel wheel D. 125 mm in rubber								1		


All accessories include fixing screws when required

A	
Stacked edge height	205 mm
Usable stacked height / with lid	186 mm / 193 mm
Usable internal dimensions	755 x 555 x 201 H mm
Volume	90 L
Pieces per package / pallet	2 20
Package dimensions	820 x 620 x 445h H mm
Pallet dimensions	1200 x 800 x 2215 H mm
1	
Feet with fixing screws	100 H mm
Pieces per package	1
2	
Crossbar	25 H mm
Pieces per package	1
3	
Swivel wheel in rubber	diameter 100/125 mm
Pieces per package	1

DATASHEET

	ARTICLE	SEPARATE LID	GR.	PACKAGING		
				Qty. per pack	Qty. per pallet	
1	IM AT 86SE 5401	■	2067	5	60	
2	IM SPRING 0099	Document holder spring		10		
3	IM AT LH64 5107	Label holders		10		
4	IM LB 21081 0325	A4 sheet with 3 labels		25		
5	IM AT WRBT 100	Swivel wheel in rubber w/brake D. 100 mm		1		
	IM AT WRBT 125	Swivel wheel in rubber w/brake D. 125 mm		1		
6	IM AT WRCF 100	Swivel wheel in rubber D. 100 mm		1		
	IM AT WRCF 125	Swivel wheel in rubber D. 125 mm		1		
7	IM AT WNBT 100	Swivel wheel in nylon w/brake D. 100 mm		1		
	IM AT WNBT 125	Swivel wheel in nylon w/brake D. 125 mm		1		
8	IM AT WNCF 100	Fixed wheel in nylon D. 100 mm		1		
	IM AT WNCF 125	Fixed wheel in nylon D. 125 mm		1		
9	IM AT WHBT 125	Swivel wheel non-marking rubber w/brake D. 125 mm		1		
10	IM AT WHCF 125	Fixed wheel non-marking rubber D. 125 mm		1		

REPLAST



All accessories include fixing screws when required

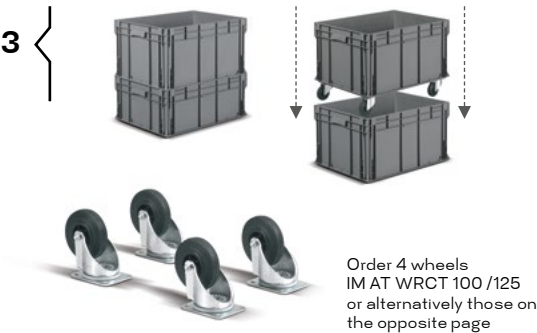

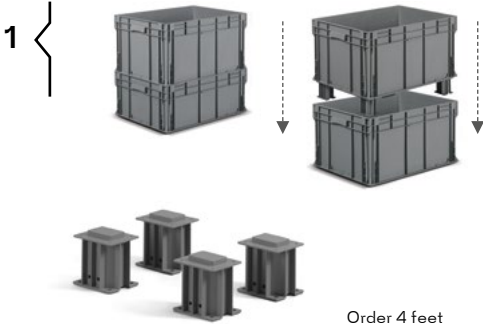
DATASHEET

1	Separate lid	800 x 600 mm
	Pieces per pack / pallet	5 60
	Package dimensions	800 x 600 x 150 H mm
	Pallet dimensions	1200 x 800 x 860 H mm
2	Document holder spring	
	Pieces per package	10
3	Label holders	215 x 85 H mm
	Pieces per package	10
4	A4 sheet with 3 labels	210 x 81 H mm
	Pieces per package	25
5	Swivel wheel in rubber with brake D. 100 mm footprint 128 H mm	
	Swivel wheel in rubber with brake D. 125 mm footprint 155 H mm	
6	Rubber fixed wheel diameter 100 mm - footprint 128 mm H	
	Rubber fixed wheel diameter 125 mm - footprint 155 mm H	
7	Swivel wheel in nylon with brake diameter 100 mm footprint 128 H mm	
	Swivel wheel in nylon with brake diameter 125 mm footprint 155 H mm	
8	Fixed wheel in nylon diameter 100 mm footprint 128 mm H	
	Fixed wheel in nylon diameter 125 mm footprint 155 mm H	
9	Swivel wheel in non-marking rubber with brake diameter 125 mm - footprint 155 H mm	
10	Fixed wheel in non-marking rubber diameter 125 mm - footprint 155 H mm	

FAMEPLA reserves the right to alter the characteristics of products without notice. The values shown are nominal, with a +/- 1% tolerance for size, depending on the material, and a +/- 3% for weight.



800 x 600 mm H 320 mm



Accessories supplied mounted

Ready for shipping within 72 hours



FAMEPLA reserves the right to alter the characteristics of products without notice. The values shown are nominal, with a +/- 1% tolerance for size, depending on the material, and a +/- 3% for weight.

	ARTICLE	WALLS		BASE			HANDLES		GR.	PACKAGING		
		Closed	Perforated	Closed	Perforated	Reinforced	Closed	Open		Qty. per pack.	Qty. per pallet	
REPLAST	A IM AT 8632C 5401	■				■	■		5665	2	14	
ACCESSORIES												
REPLAST	1 IM AT FEET 5401	Foot - Order 4 pieces							142	1		
REPLAST	2 IM AT RUNN 5401	Crossbar to be slotted under the feet AT FEET Order 2 pieces							400	1		
3	IM AT WRCT 100	Swivel wheel D. 100 mm in rubber								1		
	IM AT WRCT 125	Swivel wheel D. 125 mm in rubber								1		


All accessories include fixing screws when required

A	
Stacked edge height	310 mm
Usable stacked height / with lid	291 mm / 298 mm
Usable internal dimensions	755 x 555 x 306 H mm
Volume	130 L
Pieces per package / pallet	2 14
Package dimensions	820 x 620 x 655 H mm
Pallet dimensions	1200 x 800 x 2335 H mm
1	
Feet with fixing screws	100 H mm
Pieces per package	1
2	
Crossbar	25 H mm
Pieces per package	1
3	
Swivel wheel in rubber	diameter 100/125 mm
Pieces per package	1

DATASHEET

	ARTICLE	SEPARATE LID	GR.	PACKAGING		
				Qty. per pack	Qty. per pallet	
1	IM AT 86SE 5401	■	2067	5	60	
2	IM SPRING 0099	Document holder spring		10		
3	IM AT LH64 5107	Label holders		10		
4	IM LB 21081 0325	A4 sheet with 3 labels		25		
5	IM AT WRBT 100	Swivel wheel in rubber w/brake D. 100 mm		1		
	IM AT WRBT 125	Swivel wheel in rubber w/brake D. 125 mm		1		
6	IM AT WRCF 100	Swivel wheel in rubber D. 100 mm		1		
	IM AT WRCF 125	Swivel wheel in rubber D. 125 mm		1		
7	IM AT WNBT 100	Swivel wheel in nylon w/brake D. 100 mm		1		
	IM AT WNBT 125	Swivel wheel in nylon w/brake D. 125 mm		1		
8	IM AT WNCF 100	Fixed wheel in nylon D. 100 mm		1		
	IM AT WNCF 125	Fixed wheel in nylon D. 125 mm		1		
9	IM AT WHBT 125	Swivel wheel non-marking rubber w/brake D. 125 mm		1		
10	IM AT WHCF 125	Fixed wheel non-marking rubber D. 125 mm		1		

REPLAST



All accessories include fixing screws when required

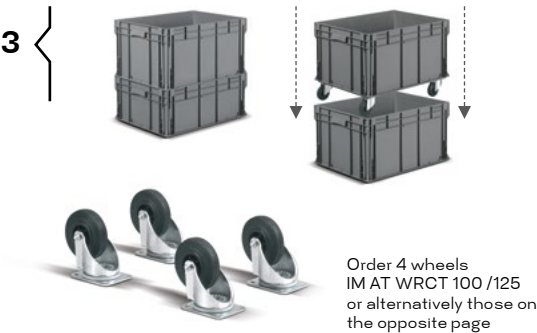

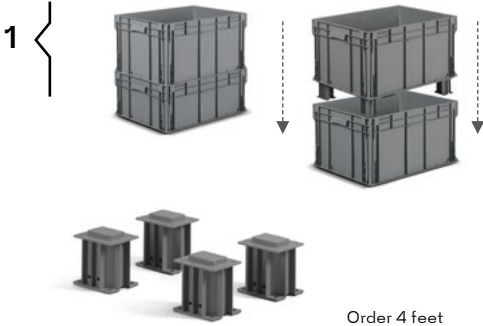
DATASHEET

1	Separate lid	800 x 600 mm
	Pieces per pack / pallet	5 60
	Package dimensions	800 x 600 x 150 H mm
	Pallet dimensions	1200 x 800 x 860 H mm
2	Document holder spring	
	Pieces per package	10
3	Label holders	215 x 85 H mm
	Pieces per package	10
4	A4 sheet with 3 labels	210 x 81 H mm
	Pieces per package	25
5	Swivel wheel in rubber with brake D. 100 mm footprint 128 H mm	
	Swivel wheel in rubber with brake D. 125 mm footprint 155 H mm	
6	Rubber fixed wheel diameter 100 mm - footprint 128 mm H	
	Rubber fixed wheel diameter 125 mm - footprint 155 mm H	
7	Swivel wheel in nylon with brake diameter 100 mm footprint 128 H mm	
	Swivel wheel in nylon with brake diameter 125 mm footprint 155 H mm	
8	Fixed wheel in nylon diameter 100 mm footprint 128 mm H	
	Fixed wheel in nylon diameter 125 mm footprint 155 mm H	
9	Swivel wheel in non-marking rubber with brake diameter 125 mm - footprint 155 H mm	
10	Fixed wheel in non-marking rubber diameter 125 mm - footprint 155 H mm	

FAMEPLA reserves the right to alter the characteristics of products without notice. The values shown are nominal, with a +/- 1% tolerance for size, depending on the material, and a +/- 3% for weight.

NOW

800 x 600 mm H 430 mm



Accessories supplied mounted

Ready for shipping within 72 hours



FAMEPLA reserves the right to alter the characteristics of products without notice. The values shown are nominal, with a +/- 1% tolerance for size, depending on the material, and a +/- 3% for weight.

	ARTICLE	WALLS		BASE			HANDLES		GR.	PACKAGING		
		Closed	Perforated	Closed	Perforated	Reinforced	Closed	Open		Qty. per pack.	Qty. per pallet	
REPLAST	A	IMAT8643C	5401	■			■	■	6518	1	10	
ACCESSORIES												
REPLAST	1	IM AT FEET	5401	Foot - Order 4 pieces					142	1		
REPLAST	2	IM AT RUNN	5401	Crossbar to be slotted under the feet AT FEET Order 2 pieces					400	1		
	3	IM AT WRCT	100	Swivel wheel D. 100 mm in rubber						1		
		IM AT WRCT	125	Swivel wheel D. 125 mm in rubber						1		


All accessories include fixing screws when required

A	
Stacked edge height	415 mm
Usable stacked height / with lid	396 mm / 403 mm
Usable internal dimensions	755 x 555 x 411 H mm
Volume	175 L
Pieces per package / pallet	1 10
Package dimensions	820 x 620 x 450 H mm
Pallet dimensions	1200 x 800 x 2240 H mm
1	
Feet with fixing screws	100 H mm
Pieces per package	1
2	
Crossbar	25 H mm
Pieces per package	1
3	
Swivel wheel in rubber	diameter 100/125 mm
Pieces per package	1

DATASHEET

	ARTICLE	SEPARATE LID	GR.	PACKAGING		
				Qty. per pack	Qty. per pallet	
1	IM AT 86SE 5401	■	2067	5	60	
2	IM SPRING 0099	Document holder spring		10		
3	IM AT LH64 5107	Label holders		10		
4	IM LB 21081 0325	A4 sheet with 3 labels		25		
5	IM AT WRBT 100	Swivel wheel in rubber w/brake D. 100 mm		1		
	IM AT WRBT 125	Swivel wheel in rubber w/brake D. 125 mm		1		
6	IM AT WRCF 100	Swivel wheel in rubber D. 100 mm		1		
	IM AT WRCF 125	Swivel wheel in rubber D. 125 mm		1		
7	IM AT WNBT 100	Swivel wheel in nylon w/brake D. 100 mm		1		
	IM AT WNBT 125	Swivel wheel in nylon w/brake D. 125 mm		1		
8	IM AT WNCF 100	Fixed wheel in nylon D. 100 mm		1		
	IM AT WNCF 125	Fixed wheel in nylon D. 125 mm		1		
9	IM AT WHBT 125	Swivel wheel non-marking rubber w/brake D. 125 mm		1		
10	IM AT WHCF 125	Fixed wheel non-marking rubber D. 125 mm		1		

REPLAST




All accessories include fixing screws when required

DATASHEET

1	Separate lid	800 x 600 mm
	Pieces per pack / pallet	5 60
	Package dimensions	800 x 600 x 150 H mm
	Pallet dimensions	1200 x 800 x 860 H mm
2	Document holder spring	
	Pieces per package	10
3	Label holders	215 x 85 H mm
	Pieces per package	10
4	A4 sheet with 3 labels	210 x 81 H mm
	Pieces per package	25
5	Swivel wheel in rubber with brake D. 100 mm footprint 128 H mm	
	Swivel wheel in rubber with brake D. 125 mm footprint 155 H mm	
6	Rubber fixed wheel diameter 100 mm - footprint 128 mm H	
	Rubber fixed wheel diameter 125 mm - footprint 155 mm H	
7	Swivel wheel in nylon with brake diameter 100 mm footprint 128 H mm	
	Swivel wheel in nylon with brake diameter 125 mm footprint 155 H mm	
8	Fixed wheel in nylon diameter 100 mm footprint 128 mm H	
	Fixed wheel in nylon diameter 125 mm footprint 155 mm H	
9	Swivel wheel in non-marking rubber with brake diameter 125 mm - footprint 155 H mm	
10	Fixed wheel in non-marking rubber diameter 125 mm - footprint 155 H mm	

FAMEPLA reserves the right to alter the characteristics of products without notice. The values shown are nominal, with a +/- 1% tolerance for size, depending on the material, and a +/- 3% for weight.



COMPAT

The **COMPAT** container series is the ideal solution to any storage problems in the warehouse, workshop or on assembly lines. They allow you to have the contents always at hand and in full view, making them easily extractable.

These containers can be stacked securely and safely and the material is just as easily accessible even when they are one on top of the other.

BASES

NOW

smooth base



ribbed base



base ribbed at 45°
with crossbar



CROSSBAR



The largest containers are equipped with a front crossbar that helps prevent any deformation of the side walls due to large loads and to facilitate grip.

HANDLES




Lifting and transport are aided by convenient handles that allow for quick grip even with gloves.

SIDE REINFORCEMENT



Lateral reinforcement on the base allows the containers to be stacked safely even when fully loaded.

ACCESSORIES



The containers can be divided longitudinally and transversely for load units with multiple products inside them.


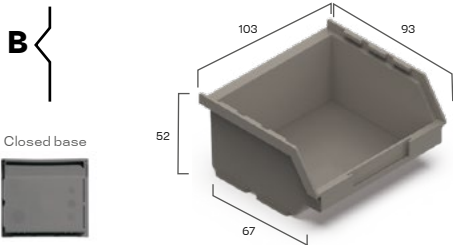
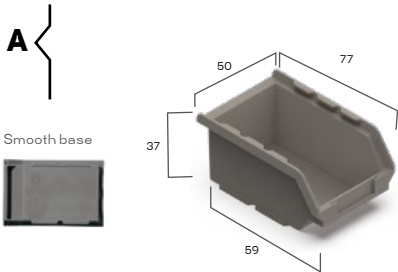


Practical transparent doors protect against dust.



Internal partition with removable boxes


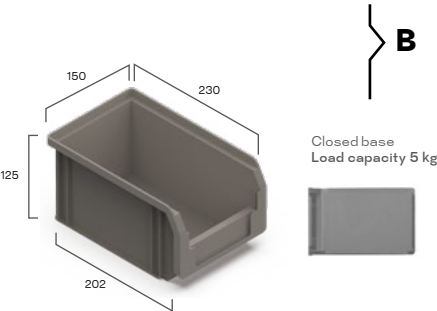
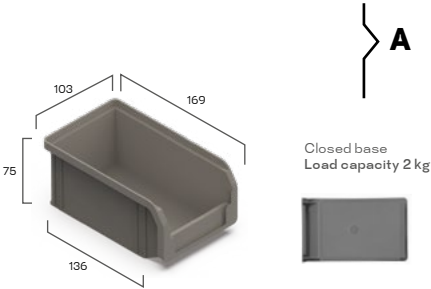
	ARTICLE	SMOOTH BASE	SIZE 01	SIZE 0	GR.	PACKAGING	
						Qty. per pack	Qty. per pallet
		Closed					
REPLAST	A IM CO Z001 5401	■	■		19	100	
REPLAST	B IM CO Z000 5401	■		■	40	98	
	C IM LB 4911 8001	■		■		1	



A	
Volume	0,08 L
Pieces per pack	📦 100
Package dimensions	350 x 270 x 170 H mm
B	
Volume	0,25 L
Pieces per pack	📦 98
Package dimensions	470 x 300 x 350 H mm
C	
Sheet of 80 labels for size 0	49 x 11 H mm

Ready for shipping within 72 hours

	ARTICLE	SMOOTH BASE	SIZE 1	SIZE 2	GR.	PACKAGING		
						Qty. per pack.	Qty. per pallet	
		Closed						
A	IM CO C001 5401	■	■		82	50	1750	REPLAST
B	IM CO C002 5401	■		■	224	54	1080	REPLAST
C	IM CO C1S2 5407		■		40	25		REPLAST
	IM CO C2S2 5407			■	100	25		REPLAST
D	IM CO C1S4 5407		■		50	25		REPLAST
	IM CO C2S4 5407			■	120	25		REPLAST
E	IM LB 7520 3601		■			1		
	IM LB 10433 1601			■		1		

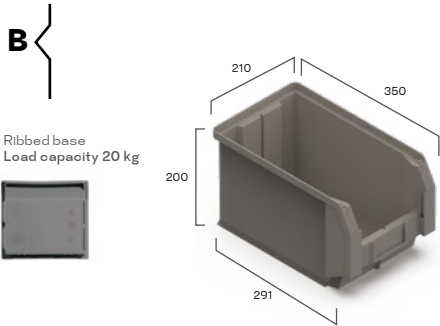
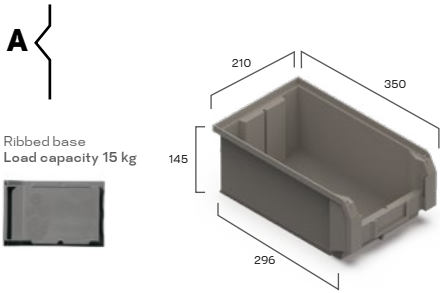


DATASHEET

A	
Volume	1 L
Pieces per pack / pallet	50 1750
Package dimensions	520 x 350 x 370 H mm
Pallet dimensions	1300 x 1100 x 2000 H mm
B	
Volume	3.8 L
Pieces per pack / pallet	54 1080
Package dimensions	720 x 460 x 500 H mm
Pallet dimensions	1450 x 1200 x 2100 H mm
C	
Divider 2 compartments for size 1	
Divider 2 compartments for size 2	
D	
Divider 4 compartments for size 1	
Divider 4 compartments for size 2	
E	
Sheet of 36 labels for size 1	75 x 20 H mm
Sheet of 16 labels for size 2	104 x 33 H mm

FAMEPLA reserves the right to alter the characteristics of products without notice. The values shown are nominal, with a +/- 1% tolerance for size, depending on the material, and a +/- 3% for weight.

	ARTICLE	RIBBED BASE	SIZE 3A2	SIZE 3	GR.	PACKAGING		
						Qty. per pack	Qty. per pallet	
REPLAST	A IM CO C3A2 5401	■	■		625	21	252	
REPLAST	B IM CO C003 5401	■		■	819	15	180	

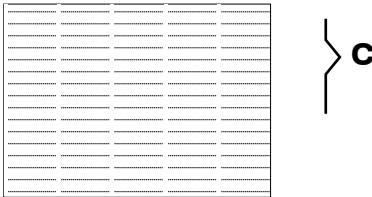



A	
Volume	9,4 L
Pieces per pack / pallet	21 252
Package dimensions	360 x 640 x 980 H mm
Pallet dimensions	1300 x 1000 x 2000 H mm
B	
Volume	12,5 L
Pieces per pack / pallet	15 180
Package dimensions	360 x 640 x 980 H mm
Pallet dimensions	1300 x 1000 x 2000 H mm

DATASHEET

Ready for shipping within 72 hours

	ARTICLE	SIZE 3A2	SIZE 3	GR.	PACKAGING		
					Qty. per pack.	Qty. per pallet	
A	IM CD C3A2 7107	■		108	10		
	IM CD C003 7107		■	160	10		
B	IM CW C3A2 6896	■		28	10		
	IM CW C003 6896		■	40	10		
C	IM LB 7731 1801	■			1		
	IM LB 7742 1201		■		1		



DATASHEET

A

Plastic longit. divider size 3A2	300 x 105 H mm
Plastic longit. divider size 3	305 x 160 H mm
Pieces per pack	📦 10

B

Dust cover size 3A2	
Dust cover size 3	
Pieces per pack	📦 10

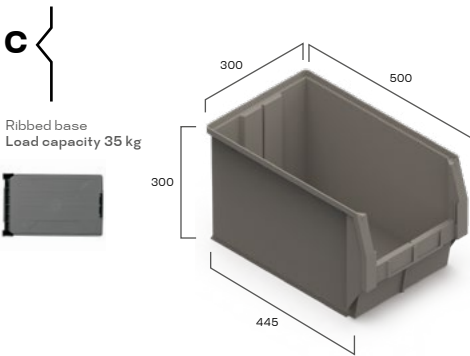
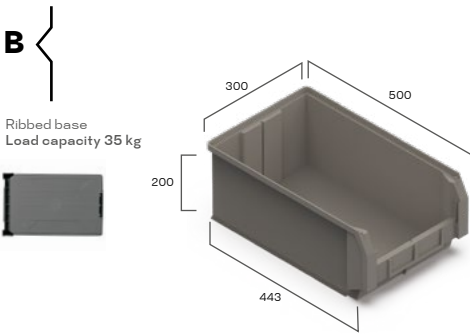
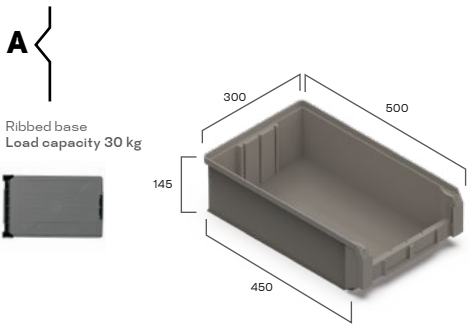
C

Sheet of 18 labels for size 3A2	77 x 31 mm
Sheet of 12 labels for size 3	77 x 42 mm
Pieces per pack	📦 1



Size 4A2 - Size 4 - Size 4A5

	ARTICLE	RIBBED BASE	SIZE 4A2	SIZE 4	SIZE 4A5	GR.	PACKA- GING	
							Qty. per pack.	Qty. per pallet
REPLAST	A IM CO C4A2 5401	■	■			1277	14	112
REPLAST	B IM CO C004 5401	■		■		1395	10	80
REPLAST	C IM CO C4A5 5401	■			■	1958	6	46



A	
Volume	20 L
Pieces per pack / pallet	14 112
Package dimensions	640 x 520 x 900 H mm
Pallet dimensions	1300 x 1000 x 2150 H mm

B	
Volume	28 L
Pieces per pack / pallet	10 80
Package dimensions	640 x 520 x 980 H mm
Pallet dimensions	1300 x 1000 x 2150 H mm

C	
Volume	42 L
Pieces per pack / pallet	6 48
Package dimensions	640 x 520 x 900 H mm
Pallet dimensions	1300 x 1000 x 2150 H mm

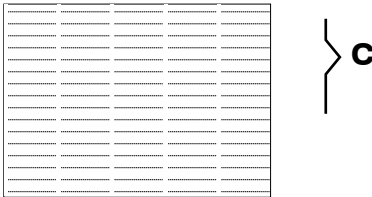
DATASHEET

Ready for shipping within 72 hours



FAMEPLA reserves the right to alter the characteristics of products without notice. The values shown are nominal, with a +/- 1% tolerance for size, depending on the material, and a +/- 3% for weight.

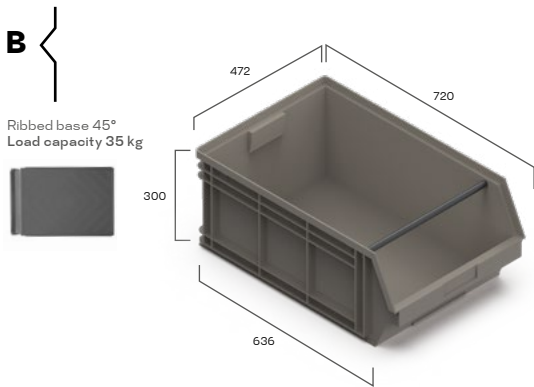
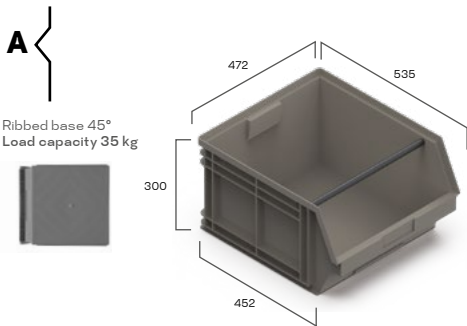
	ARTICLE	SIZE 4A2	SIZE 4	SIZE 4A5	GR.	PACKAGING		
						Qty. per pack.	Qty. per pallet	
A	IM CD C004 7107		■		236	10		
	IM CD C4A5 7107			■	390	10		
B	IM CW C004 6896		■		66	10		
	IM CW C4A5 6896			■	92	10		
C	IM LB 7731 1801	■				1		
	IM LB 7742 1201		■	■		1		



DATASHEET

A	
Plastic longit. divider size 4	460 x 160 H mm
Plastic longit. divider size 4a5	460 x 250 H mm
Pieces per pack	📦 10
B	
Dust cover size 4	
Dust cover size 4A5	
Pieces per pack	📦 10
C	
Sheet of 18 labels for size 4A2	77 x 31 mm
Sheet of 12 labels for size 4 - 4A5	77 x 42 mm
Pieces per pack	📦 1

ARTICLE		RIBBED BASE 45°	SIZE 5P4	SIZE 5	GR.	PACKA- GING		
						Qty. per pack	Qty. per pallet	
REPLAST	A IM CO Z5P4 5401	■	■		3522	18	42	
REPLAST	A IM CO Z005 5401	■		■	4575	12	28	



A	
Volume	63 L
Pieces per pack / pallet	18 42
Package dimensions	1400 x 1100 x 1050 H mm
Pallet dimensions	1400 x 1100 x 2100 H mm
B	
Volume	88 L
Pieces per pack / pallet	12 28
Package dimensions	1450 x 1000 x 1050 H mm
Pallet dimensions	1450x 1000 x 2100 H mm

Ready for shipping within 72 hours


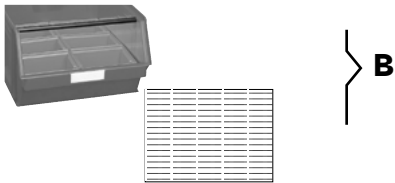
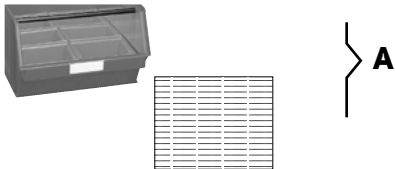
Size 5P4 - Size 5

NOW

ARTICLE		SIZE 5P4	SIZE 5	GR.	PACKAGING		
					Qty. per pack.	Qty. per pallet	
A	IM LB 12739 1001	■	■		1		
B	IM LB 18985 0301	■	■		1		
C	IM ZE Z002 5401	■	■	264	54	1080	

COMPAT

143



DATASHEET

A

Sheet 10 upper labels for size 5P4- 5	127 x 39 mm
Pieces per pack	1

B

Sheet 3 lower labels for size 5P4- 5	189 x 85 mm
Pieces per pack	1

C

Box for division into 6 compartments size 5P4 and into 8 compartments size 5	200 x 140 x 130 H mm
Volume	88 L
Pieces per pack / pallet	54 1080
Package dimensions	640 x 460 x 500 H mm
Pallet dimensions	1400 x 1100 x 1660 H mm

FAMEPLA reserves the right to alter the characteristics of products without notice. The values shown are nominal, with a +/- 1% tolerance for size, depending on the material, and a +/- 3% for weight.

FAMEPLA
MORE THAN EFFICIENCY

CO



ZEUS

The **ZEUS** box series meets the most exacting needs for goods containment, handling and storage.

Manageable, lightweight and easy to clean thanks to a perfectly smooth interior, they

have a sturdy edge that allows stable and safe stacking.

Stackability combined with high storage capacity results in ideal use of space.

BASES

NOW

smooth base



ribbed base



base ribbed at 45°
with crossbar



SIDE REINFORCEMENT



Lateral reinforcement on the base allows the boxes to be stacked safely even when fully loaded.

HANDLES - WALLS

closed handle
closed walls





Ready for shipping within 72 hours

Size 701 - Size 702 - Size 272-2

NOW

ARTICLE		SMOOTH BASE	SIZE 701	SIZE 702	SIZE 272-2	GR.	PACKAGING		
							Qty. per pack	Qty. per pallet	
A	IM ZE Z701 5401	■	■			69	50	1600	REPLAST
B	IM ZE Z702 5401	■		■		111	30	960	REPLAST
C	IM ZE Z002 5401	■			■	276	54	1080	REPLAST

Size 701
144 x 91 x 70 H mm



Smooth base
Portata 1 kg



Size 702
144 x 139 x 70 H mm



Smooth base
Portata 2 kg



Size 272-2
211 x 148 x 126 H mm



Smooth base
Load capacity 5 kg



DATASHEET

A

Stacked edge height	65 mm
Usable stacked height / Volume	63 mm / 0,9 L
Dimensions	144 x 91 x 70 H mm
Usable internal dimensions	123 x 81 x 68 H mm
Pieces per pack / pallet	50 1600
Package dimensions	470 x 300 x 350 H mm
Pallet dimensions	1200 x 1000 x 1550 H mm

B

Stacked edge height	65 mm
Usable stacked height / Volume	63 mm / 1,4 L
Dimensions	144 x 139 x 70 H mm
Usable internal dimensions	124 x 126 x 68 H mm
Pieces per pack / pallet	30 960
Package dimensions	470 x 300 x 350 H mm
Pallet dimensions	1200 x 1000 x 1550 H mm

C

Stacked edge height	112 mm
Usable stacked height / Volume	110 mm / 3,6 L
Dimensions	211 x 148 x 126 H mm
Usable internal dimensions	187 x 125 x 124 H mm
Pieces per pack / pallet	54 1080
Package dimensions	720 x 460 x 500 H mm
Pallet dimensions	1450 x 1200 x 2100 H mm

FAMEPLA reserves the right to alter the characteristics of products without notice. The values shown are nominal, with a +/- 1% tolerance for size, depending on the material, and a +/- 3% for weight.



Size 272-3A2 - Size 272-4A2 - Size 272-4

A **Size 272-3A2**
310 x 210 x 145 H mm

Ribbed base
Load capacity 15 kg



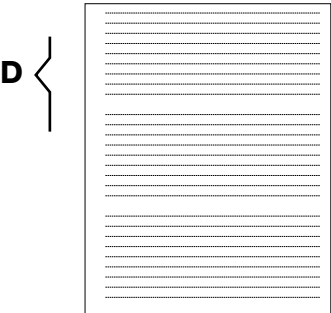
B **Size 272-4A2**
465 x 315 x 120 H mm

Ribbed base
Load capacity 15 kg



C **Size 272-4**
465 x 315 x 200 H mm

Ribbed base
Load capacity 20 kg



Ready for shipping within 72 hours



FAMEPLA reserves the right to alter the characteristics of products without notice. The values shown are nominal, with a +/- 1% tolerance for size, depending on the material, and a +/- 3% for weight.

	ARTICLE	RIBBED BASE	SIZE 272-3A2	SIZE 272-4A2	SIZE 272-4	GR.	PACKA- GING	
							Qty. per pack	Qty. per pallet
REPLAST	A IM ZE Z3A2 5401	■	■			545	21	252
REPLAST	B IM ZE Z4A2 5401	■		■		1016	16	128
REPLAST	C IM ZE Z004 5401	■			■	1327	10	80
	IM LB 18292 0301			■			1	
	IM LB 18985 0301				■		1	

A	
Stacked edge height	132 mm
Usable stacked height / Volume	130 mm / 8,7 L
Dimensions	310 x 210 x 145 H mm
Usable internal dimensions	284 x 184 x 142 H mm
Pieces per pack / pallet	21 252
Package dimensions	360 x 640 x 980 H mm
Pallet dimensions	1350 x 1100 x 2110 H mm
B	
Stacked edge height	107 mm
Usable stacked height / Volume	105 mm / 16,2 L
Dimensions	465 x 315 x 120 H mm
Usable internal dimensions	423 x 275 x 118 H mm
Pieces per pack / pallet	16 128
Package dimensions	640 x 520 x 900 H mm
Pallet dimensions	1300 x 1000 x 2150 H mm
C	
Stacked edge height	183 mm
Usable stacked height / Volume	181 mm / 27 L
Dimensions	465 x 315 x 200 H mm
Usable internal dimensions	423 x 277 x 195 H mm
Pieces per pack / pallet	10 80
Package dimensions	640 x 520 x 980 H mm
Pallet dimensions	1300 x 1000 x 2150 H mm
D	
Sheet of 3 labels for size 272-4A2	182 x 92 H mm
Sheet of 3 labels for size 272-4	189 x 85 H mm

Size 272-4A5 - Size 272-5

NOW

ARTICLE		RIBBED BASE 45°	SIZE 272-4A5	SIZE 272-5	GR.	PACKA- GING		
						Qty. per pack	Qty. per pallet	
A	IM ZE Z4A5 5401	■	■		1906	6	48	
B	IM ZE Z005 5401	■		■	4551	3	28	
C	IM LB 18985 0301		■	■		1		

REPLAST

REPLAST

Size 272-4A5
465 x 315 x 300 H mm



A

Ribbed base 45°
Load capacity 35 kg



Size 272-5
655 x 470 x 300 H mm




B

Ribbed base 45°
Load capacity 35 kg



C



DATASHEET

A

Stacked edge height	285 mm
Usable stacked height / Volume	283 mm / 40,5 L
Dimensions	465 x 315 x 300 H mm
Usable internal dimensions	426 x 276 x 297 H mm
Pieces per pack / pallet	6 48
Package dimensions	640 x 520 x 900 H mm
Pallet dimensions	1300 x 1000 x 2150 H mm

B

Stacked edge height	278 mm
Usable stacked height / Volume	276 mm / 85 L
Dimensions	655 x 470 x 300 H mm
Usable internal dimensions	604 x 429 x 297 H mm
Pieces per pack / pallet	3 28
Package dimensions	675 x 490 x 900 H mm
Pallet dimensions	1300 x 1000 x 2150 H mm

C

Sheet of 3 labels for size 272-4A5 and 272-5	189 x 85 H mm
--	---------------

150



RK

Everything in order and clearly visible for flexible and functional storage: this is the result of the design and construction of the **RK** series of polypropylene boxes and their dedicated shelving system.

Available in eleven different sizes to meet every need, the drawers are ideal for spare parts dealers on account of their resistance to oils and their internal divisibility.

WALLS

NOW



Made of top quality polypropylene, the RK boxes have walls strengthened with special ribbing to protect against shocks.

LABELS



Fitted with labels available in various sizes matching each box size.



HANDLES



A special handle can be supplied on request for easy lifting and transportation of the RK boxes.

BASE

smooth base



DIVIDERS



Made of transparent polystyrene, the dividers allow the inside of the boxes to be partitioned into several compartments.

	ARTICLE	BASE WALLS HANDLES	TRANSVERSE DIVIDERS APPLICABLE	LONGITUDINAL DIVIDERS APPLICABLE	GR.	PACKA- GING		
						Qty per pack	Qty per pallet	
		Closed						
REPLAST	A IMRK 3012 5401	■	4	1	340	32	512	
REPLAST	B IMRK 3016 5401	■	4	1	387	24	384	

A



B



A

Usable internal dimensions	257 x 95 x 97 H mm	
Pieces per pack / pallet	32	512
Package dimensions	970 x 310 x 385 H mm	
Pallet dimensions	1300 x 1000 x 1700 H mm	

B

Usable internal dimensions	257 x 136 x 97 H mm	
Pieces per pack / pallet	24	384
Package dimensions	970 x 310 x 390 H mm	
Pallet dimensions	1300 x 1000 x 1700 H mm	

DATASHEET

Ready for shipping within 72 hours

Depth 300 mm

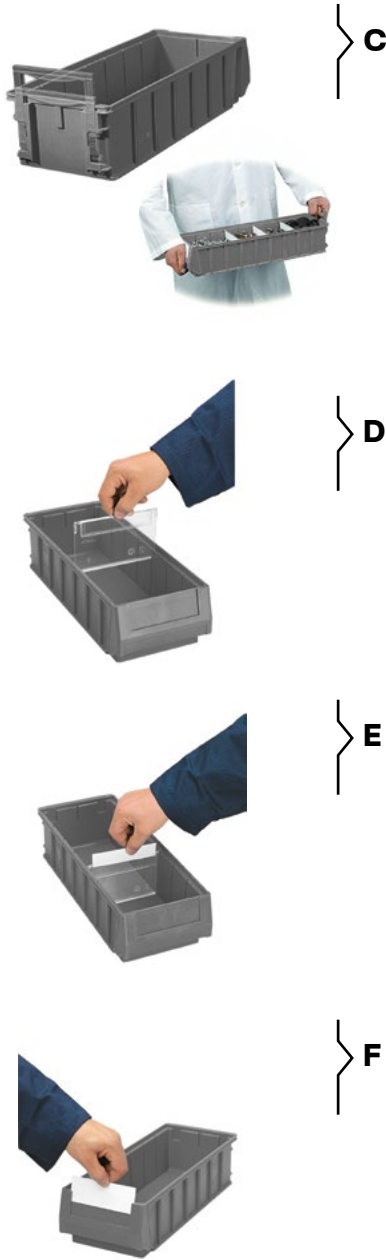
NOW

Width 120 - 160 mm

	ARTICLE	DESCRIPTION	GR.	PACKA- GING		
				Qty. per pack.	Qty. per pallet	
C	IM RK H120 5401	Handle grip for width 120 mm	18	1		REPLAST
	IM RK H160 5401	Handle grip for width 160 mm	19	1		REPLAST
D	IM RK D120 6896	Divider for width 120 mm	22	1		
	IM RK D160 6896	Divider for width 160 mm	28	1		
E	IM LB 08024 2401	Divider label 120 mm		1		
	IM LB 12124 1601	Divider label 160 mm		1		
F	IM LB 08142 1201	Front Label for W=120 mm		1		
	IM LB 12144 0801	Front Label for W=160 mm		1		

DATASHEET

C	
Handle for RK 3012	70 x 90 H mm
Handle for RK 3016	110 x 90 H mm
D	
Divider size RK 3012	100 x 90 H mm
Divider size RK 3016	145 x 90 H mm
E	
Sheet of 24 labels for RK D120	80 x 24 mm
Sheet of 16 labels for RK D160	121 x 24 mm
F	
Sheet of 12 labels for RK 3012	81 x 42 mm
Sheet of 8 labels for RK 3016	121 x 44 mm



	ARTICLE	BASE WALLS HANDLES	TRANSVERSE DIVIDERS APPLICABLE	LONGITUDINAL DIVIDERS APPLICABLE	GR.	PACKAGING		
		Closed				Qty per pack	Qty per pallet	
REPLAST	A IMRK 4012 5401	■	6	1	458	32	384	
REPLAST	B IMRK 4016 5401	■	6	1	468	24	288	
REPLAST	C IMRK 4024 5401	■	6	3	673	16	192	

A



B



C



Ready for shipping within 72 hours

A

Usable internal dimensions	357 x 95 x 97 H mm
Pieces per pack / pallet	32 384
Package dimensions	970 x 415 x 400 H mm
Pallet dimensions	1300 x 1000 x 1700 H mm

B

Usable internal dimensions	357 x 136 x 97 H mm
Pieces per pack / pallet	24 288
Package dimensions	970 x 415 x 400 H mm
Pallet dimensions	1300 x 1000 x 1700 H mm

C

Usable internal dimensions	357 x 215 x 97 H mm
Pieces per pack / pallet	16 192
Package dimensions	970 x 415 x 400 H mm
Pallet dimensions	1300 x 1000 x 1700 H mm

Depth 400 mm

NOW

Width 120 - 160 - 240 mm

	ARTICLE	DESCRIPTION	GR.	PACKA- GING		
				Qty. per pack.	Qty. per pallet	
D	IM RK H120 5401	Handle grip for width 120 mm	18	1		REPLAST
	IM RK H160 5401	Handle grip for width 160 mm	19	1		REPLAST
	IM RK H240 5401	Handle faocilitated grip for width 240 mm	22	1		REPLAST
E	IM RK D120 6896	Divider for width 120 mm	22	1		
	IM RK D160 6896	Divider for width 160 mm	28	1		
	IM RK D240 6896	Divider for width 240 mm	50	1		
F	IM LB 08024 2401	Divider label 120 mm		1		
	IM LB 12124 1601	Divider label 160 - 240 mm		1		
G	IM LB 08142 1201	Front Label for W=120 mm		1		
	IM LB 12144 0801	Front Label for W=160 mm		1		
	IM LB 20043 0601	Front Label for W=240 mm		1		



DATASHEET

D

Handle for RK 4012	70 x 90 H mm
Handle for RK 4016	110 x 90 H mm
Handle for RK 4024	120 x 80 H mm

E

Divider size RK 4012	100 x 90 H mm
Divider size RK 4016	145 x 90 H mm
Divider size RK 4024	225 x 90 H mm

F

Sheet of 24 labels for RK D120	80 x 24 mm
Sheet of 16 labels for RK D160/RK D240	121 x 24 mm

G

Sheet of 12 labels for RK 4012	81 x 42 mm
Sheet of 8 labels for RK 4016	121 x 44 mm
Sheet of 6 labels for RK 4024	200 x 43 mm

FAMEPLA reserves the right to alter the characteristics of products without notice. The values shown are nominal, with a +/- 1% tolerance for size, depending on the material, and a +/- 3% for weight.

FAMEPLA
MORE THAN EFFICIENCY

Depth 500 mm

Width 120 - 160 - 240 mm H 100

	ARTICLE	BASE WALLS HANDLES	TRANSVERSE DIVIDERS APPLICABLE	LONGITUDINAL DIVIDERS APPLICABLE	GR.	PACKA-GING		
		Closed				Qty per pack.	Qty per pallet	
REPLAST	A IMRK 5012 5401	■	8	1	552	32	256	
REPLAST	B IMRK 5016 5401	■	8	1	564	24	192	
REPLAST	C IMRK 5024 5401	■	8	3	800	16	128	

A



B



C



Ready for shipping within 72 hours

A

Usable internal dimensions	457 x 95 x 97 H mm
Pieces per pack / pallet	32 256
Package dimensions	970 x 515 x 390 H mm
Pallet dimensions	1050 x 1000 x 1700 H mm

B

Usable internal dimensions	457 x 136 x 97 H mm
Pieces per pack / pallet	24 192
Package dimensions	970 x 515 x 390 H mm
Pallet dimensions	1050 x 1000 x 1700 H mm

C

Usable internal dimensions	457 x 215 x 97 H mm
Pieces per pack / pallet	16 128
Package dimensions	970 x 515 x 390 H mm
Pallet dimensions	1050 x 1000 x 1700 H mm

Depth 500 mm

NOW

Width 120 - 160 - 240 mm

	ARTICLE	DESCRIPTION	GR.	PACKA- GING		
				Qty. per pack.	Qty. per pallet	
D	IM RK H120 5401	Handle grip for width 120 mm	19	1		REPLAST
	IM RK H160 5401	Handle grip for width 160 mm	19	1		REPLAST
	IM RK H240 5401	Handle faocilitated grip for width 240 mm	23	1		REPLAST
E	IM RK D120 6896	Divider for width 120 mm	22	1		
	IM RK D160 6896	Divider for width 160 mm	28	1		
	IM RK D240 6896	Divider for width 240 mm	50	1		
F	IM LB 08024 2401	Divider label 120 mm		1		
	IM LB 12124 1601	Divider label 160 - 240 mm		1		
G	IM LB 08142 1201	Front Label for W=120 mm		1		
	IM LB 12144 0801	Front Label for W=160 mm		1		
	IM LB 20043 0601	Front Label for W=240 mm		1		



DATASHEET

D

Handle for RK 5012	70 x 90 H mm
Handle for RK 5016	110 x 90 H mm
Handle for RK 5024	120 x 80 H mm

E

Divider size RK 5012	100 x 90 H mm
Divider size RK 5016	145 x 90 H mm
Divider size RK 5024	225 x 90 H mm

F

Sheet of 24 labels for RK D120	80 x 24 mm
Sheet of 16 labels for RK D160/RK D240	121 x 24 mm

G



Sheet of 12 labels for RK 5012	81 x 42 mm
Sheet of 8 labels for RK 5016	121 x 44 mm
Sheet of 6 labels for RK 5024	200 x 43 mm

FAMEPLA reserves the right to alter the characteristics of products without notice. The values shown are nominal, with a +/- 1% tolerance for size, depending on the material, and a +/- 3% for weight.

FAMEPLA
MORE THAN EFFICIENCY

ARTICLE	BASE WALLS HANDLES	TRANSVERSE DIVIDERS APPLICABLE	LONGITUDINAL DIVIDERS APPLICABLE	GR.	PACKA- GING	
					Qty per pack.	Qty per pallet
REPLAST A IMRK 6016 5401	Closed	10	1	692	24	192



A	
Usable internal dimensions	560 x 136 x 97 H mm
Pieces per pack / pallet	 24  192
Package dimensions	970 x 620 x 390 H mm
Pallet dimensions	1300 x 1000 x 1700 H mm

DATASHEET

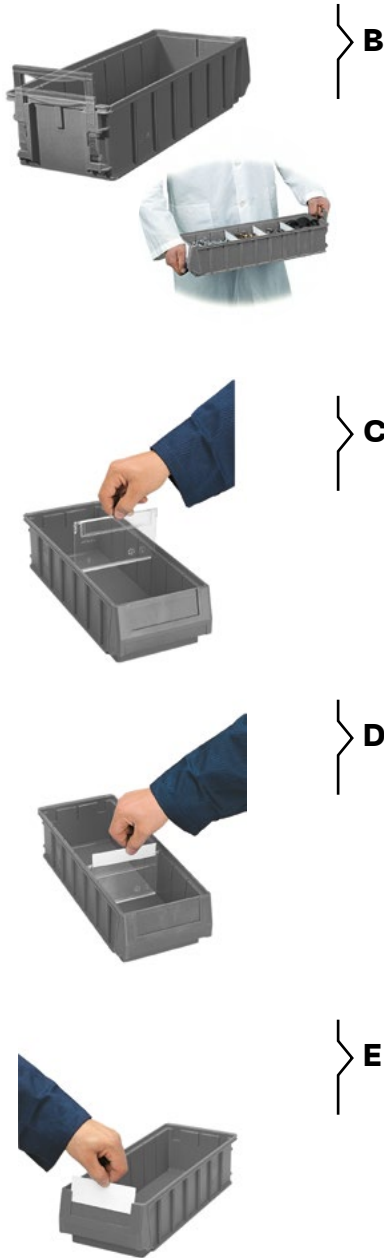
Depth 600 mm

NOW

Width 160 mm

ARTICLE		DESCRIPTION	GR.	PACKA- GING		
				Qty. per pack.	Qty. per pallet	
B	IM RK H160 5401	Handle grip for width 160 mm	19	1		
C	IM RK D160 6896	Divider for width 160 mm	28	1		
D	IM LB 12124 1601	Divider label 160 mm		1		
E	IM LB 12144 0801	Front Label for W=160 mm		1		

REPLAST



DATASHEET

B	
Handle for RK 6016	120 x 90 H mm
C	
Divider size RK 6016	145 x 90 H mm
D	
Sheet of 16 labels for RK D160	121 x 24 mm
E	
Sheet of 8 labels for RK 6016	121 x 44 mm

FAMEPLA reserves the right to alter the characteristics of products without notice. The values shown are nominal, with a +/- 1% tolerance for size, depending on the material, and a +/- 3% for weight.



GENERAL TERMS AND CONDITIONS OF SALE FOR FAMEPLA PRODUCTS

1. DEFINITIONS

11 WITHIN THIS AGREEMENT, THE TERMS SPECIFIED BELOW SHALL HAVE THE FOLLOWING MEANING:

- A) BUYER: ANY TRADER WHO PURCHASES OR PROPOSES TO PURCHASE FROM FAMEPLA THE PRODUCTS MARKETED BY FAMEPLA;
- B) ORDER CONFIRMATION: REFERS TO THE DOCUMENT WITH WHICH FAMEPLA ACCEPTS A PROPOSAL;
- C) INCOTERMS2010: INCOTERMS OF THE INTERNATIONAL CHAMBER OF COMMERCE, IN THE TEXT IN FORCE AT THE DATE OF FINALISING THE ORDER;
- D) ORDER(S): MEANS THE CONTRACT, FORMED BY THE PROPOSAL SUBMITTED BY THE BUYER AND THE ORDER CONFIRMATION ISSUED BY FAMEPLA, WHICH REGULATES THE SUPPLY OF PRODUCTS;
- E) PARTS: FAMEPLA AND THE BUYER;
- F) PRODUCTS: GOODS COVERED BY A SALE OR SALE NEGOTIATION;
- G) PROPOSAL(S): THE REQUEST(S) TO PURCHASE THE PRODUCTS SENT BY THE BUYER TO FAMEPLA.

2. FIELD OF APPLICATION

- 21 THESE CONDITIONS OF SALE (HEREINAFTER THE "CONDITIONS") APPLY BETWEEN FAMEPLA SRL (HEREINAFTER "FAMEPLA") AND THE BUYER EVEN WHEN THEY HAVE NOT BEEN AGREED UPON OR REFERRED TO BY THE PARTIES.
- 22 ANY EXCEPTIONS SHALL BE VALID ONLY IF CONTAINED IN SEPARATE DOCUMENTS SIGNED BY THE PARTIES.
- 23 THE GENERAL TERMS AND CONDITIONS OF SALE ARE AN INTEGRAL PART OF ALL ORDERS, INCLUDING WHEN FINALISED BY TELEPHONE, VERBALLY, BY FAX, EMAIL OR INTERNET.
- 24 IN THE EVENT OF DISCREPANCIES BETWEEN THE PROVISIONS REFERRED TO HEREIN AND THOSE CONTAINED IN THE ORDER, THE LATTER SHALL IN ANY CASE PREVAIL.

3. FINALISATION OF THE ORDER

- 31 THE BUYER MAY SUBMIT PROPOSALS TO FAMEPLA EITHER DIRECTLY OR THROUGH AGENTS AND THEIR REPRESENTATIVES. HOWEVER, AN ORDER SHALL BE FINALISED ONLY AFTER AN ORDER CONFIRMATION HAS BEEN SENT BY FAMEPLA FOR EACH INDIVIDUAL PROPOSAL.
- 32 FAMEPLA EXPRESSLY RESERVES THE RIGHT TO EVALUATE ANY PROPOSAL AND SHALL NOT BE BOUND TO THE ACCEPTANCE THEREOF.
- 33 ANY SUPPLY OFFERS FROM FAMEPLA TO THE BUYER SHALL ONLY BE CONSIDERED FIRM AND IRREVOCABLE IF QUALIFIED AS SUCH IN WRITING BY FAMEPLA.
- 34 THE REGISTERED OFFICES OF FAMEPLA SHALL ALWAYS BE THE PLACE OF FINALISATION OF THE ORDER, INCLUDING ORDERS THAT ARE FINALISED ELECTRONICALLY.

4. DELIVERY TERMS

- 41 FAMEPLA SHALL DELIVER THE PRODUCTS EX-WORKS (EXW INCOTERMS2010). IF REQUESTED, FAMEPLA SHALL TAKE CARE OF THE TRANSPORTATION OF THE PRODUCTS, AT THE RISK, COST AND EXPENSE OF THE BUYER.
THE PAYMENT OF TRANSPORT COSTS BY FAMEPLA SHALL NOT AFFECT THE RISKS OF THE SHIPMENT, WHICH SHALL CONTINUE TO BE BORNE BY THE BUYER AT THE LATEST UPON DELIVERY OF THE PRODUCTS TO THE FIRST CARRIER.
- 42 THE DELIVERY OF THE PRODUCTS MUST TAKE PLACE BY THE DEADLINE SPECIFIED IN THE ORDER, CALCULATED IN WORKING DAYS. HOWEVER, THE DELIVERY DEADLINE IS PURELY INDICATIVE AND IS NOT AN ESSENTIAL TERM OF THE CONTRACT AND, IN ANY CASE, DOES NOT INCLUDE TRANSPORT TIME.
- 43 UPON RECEIPT OF THE NOTICE OF GOODS READY FOR PICK-UP, THE BUYER MUST COLLECT THE PRODUCTS WITHIN A DEADLINE OF 10 (TEN) DAYS. SHOULD THE BUYER DEFAULT, THE PRODUCTS MAY BE STORED OUTDOORS, WITH FAMEPLA RELEASED FROM ANY LIABILITY, AND ALL GUARANTEES BEING FORFEITED IN FAVOUR OF FAMEPLA. THE BUYER SHALL BE CHARGED FOR ANY HANDLING AND STORAGE COSTS INCURRED BY FAMEPLA, WHICH MAY ALSO, AT ITS DISCRETION, HAVE THE PRODUCTS PLACED IN STORAGE AT THE BUYER'S EXPENSE.
- 44 FAMEPLA SHALL BE ENTITLED TO ISSUE A REGULAR INVOICE WITHIN 10 (TEN) DAYS FROM THE NOTICE OF GOODS READY FOR PICK UP.

5. COMPLAINTS

- 51 ANY COMPLAINTS REGARDING THE PACKAGING CONDITION, QUANTITY, NUMBER OR EXTERNAL CHARACTERISTICS OF THE PRODUCTS (APPARENT DEFECTS) MUST BE SUBMITTED TO FAMEPLA IN WRITING, UNDER PENALTY OF FORFEITURE, WITHIN 8 (EIGHT) BUSINESS DAYS FROM THE DATE OF RECEIPT OF THE PRODUCTS.
- 52 ANY COMPLAINTS RELATING TO DEFECTS THAT CANNOT BE IDENTIFIED THROUGH DILIGENT CONTROL UPON RECEIPT (HIDDEN DEFECTS) MUST BE SUBMITTED TO FAMEPLA, UNDER PENALTY OF FORFEITURE, WITHIN 8 (EIGHT) DAYS FROM THE DATE OF DISCOVERY OF THE DEFECT AND REPORTED TO FAMEPLA IN THE MANNER PROVIDED UNDER THE COMPLAINTS / RETURNS CONDITIONS.
- 53 IN NO CASE SHALL AGENTS, CUSTOMERS OR INTERMEDIARIES OF FAMEPLA HAVE THE POWER TO REPRESENT FAMEPLA OR TAKE ANY BINDING OBLIGATIONS ON BEHALF OF FAMEPLA VIS À VIS THE BUYER OR OTHER THIRD PARTIES. TO THIS END, ANY NOTICE RELATING TO FAULTS OR DEFECTS OF THE PRODUCTS SHALL BE INVALID AND INEFFECTIVE IF MADE TO AGENTS, CUSTOMERS OR INTERMEDIARIES OF FAMEPLA.

6. PRICES

- 61 THE PRICES OF THE PRODUCTS SHALL BE THOSE SPECIFIED IN THE FAMEPLA PRICE LIST IN FORCE AT THE TIME THE ORDER IS FINALISED OR, IF THE PRODUCT IS NOT INCLUDED IN THE PRICE LIST OR THE PRICE LIST IS NOT AVAILABLE, THOSE SPECIFIED IN THE ORDER CONFIRMATION.
- 62 UNLESS OTHERWISE AGREED, THE AFOREMENTIONED PRICES SHALL BE CALCULATED EX WORKS (EXW INCOTERMS2010). THESE PRICES DO NOT INCLUDE THE COSTS OF SPECIAL PACKAGING, SHIPPING AND TRANSPORT FROM FAMEPLA'S PREMISES, WHICH SHALL BE BORNE BY THE BUYER, UNLESS OTHERWISE AGREED. THE BUYER SHALL ALSO BEAR ALL EXPENSES, TAXES OR DUTIES INHERENT IN THE SALE OF THE PRODUCTS, INCLUDING THE COSTS OF ALL CUSTOMS FORMALITIES (AS WELL AS ANY DUTIES, TAXES AND OTHER OFFICIAL CHARGES TO BE PAID FOR EXPORTING THE PRODUCTS).

7. PAYMENT CONDITIONS

- 71 WHERE THE TERMS OF PAYMENT ARE NOT SPECIFIED IN THE ORDER, THE PAYMENT MUST BE MADE WITHIN 30 DAYS FROM THE END OF MONTH INVOICE DATE, BY BANK TRANSFER. THE PAYMENT SHALL BE CONSIDERED PAID MADE WHEN THE SUM BECOMES AVAILABLE TO FAMEPLA AT ITS BANK IN ITALY.
- 72 IF THE PARTIES AGREED ON AN ADVANCE PAYMENT WITHOUT FURTHER SPECIFICATIONS, IT IS ASSUMED THAT THE ADVANCE PAYMENT REFERS TO THE ENTIRE PRICE OF THE PRODUCTS INCLUDED IN THE SUPPLY ORDER.
- 73 IF THE PARTIES HAVE AGREED ON PAYMENT BY DIRECT REMITTANCE, THIS SHALL BE DONE BY SWIFT TRANSFER - WITH FIXED VALUE DATE IN FAVOUR OF FAMEPLA ON THE DAY THE PAYMENT IS DUE - AT THE BANK SPECIFIED BY FAMEPLA.
- 74 IN THE EVENT OF PAYMENT DELAYED UNTIL AFTER THE AGREED DATE, DEFAULT INTEREST AT THE STATUTORY RATE SHALL BE APPLIED TO THE BUYER. IN ADDITION, FAMEPLA SHALL BE REIMBURSED FOR ANY COSTS INCURRED IN THE RECOVERY OF SUMS NOT PROMPTLY PAID.
- 75 THE BUYER IS NOT AUTHORISED TO MAKE ANY DEDUCTION FROM THE AGREED PRICE (E.G. IN CASE OF ALLEGED PRODUCT DEFECTS), WITHOUT PRIOR WRITTEN AGREEMENT WITH FAMEPLA.

8. FORCE MAJEURE

- 81 BOTH THE BUYER AND FAMEPLA MAY SUSPEND THE PERFORMANCE OF THEIR CONTRACTUAL OBLIGATIONS WHEN SUCH PERFORMANCE BECOMES IMPOSSIBLE OR UNREASONABLY BURDENSOME DUE TO AN UNFORESEEABLE IMPEDIMENT NOT UNDER THEIR CONTROL, SUCH AS FOR EXAMPLE, STRIKES, BOYCOTTS, LOCKOUTS, FIRES, WARS, RIOTS AND REVOLUTIONS, REQUISITIONS, EMBARGOES OR INTERRUPTIONS IN ENERGY SUPPLY.
- 82 THE PARTY WISHING TO INVOKE THIS CLAUSE MUST IMMEDIATELY INFORM THE OTHER IN WRITING THAT A FORCE MAJEURE CIRCUMSTANCE HAS OCCURRED AS WELL AS WHEN SUCH CIRCUMSTANCE NO LONGER EXISTS.
- 83 IF THE SUSPENSION DUE TO FORCE MAJEURE LASTS MORE THAN EIGHT WEEKS, EACH PARTY SHALL HAVE THE RIGHT TO TERMINATE THE ORDER, SUBJECT TO 10 DAYS' NOTICE, TO BE CONVEYED TO THE OTHER IN WRITING.

9. CHANGE IN THE BUYER'S FINANCIAL SITUATION

- 91 FAMEPLA SHALL BE ENTITLED TO SUSPEND THE FULFILMENT OF THE OBLIGATIONS ARISING FROM THE SUPPLY OF THE PRODUCTS IN THE EVENT THAT THE BUYER'S FINANCIAL SITUATION BECOMES SUCH AS TO SERIOUSLY ENDANGER THE BUYER'S PERFORMANCE OF ITS OWN OBLIGATIONS, UNLESS A SUITABLE GUARANTEE IS GIVEN.

10. APPLICABLE LAW AND JURISDICTION

- 101 THE GENERAL TERMS AND CONDITIONS OF SALE AND THE ORDERS ENTERED INTO BETWEEN FAMEPLA AND THE BUYER SHALL BE GOVERNED BY ITALIAN LAW.
- 102 FOR ANY DISPUTE REGARDING THE INTERPRETATION, PERFORMANCE, BREACH OR TERMINATION OF THESE GENERAL TERMS AND CONDITIONS OF SALE, THE COURT OF VICENZA SHALL HAVE EXCLUSIVE JURISDICTION, INCLUDING IN THE EVENT OF JOINDER OF PROCEEDINGS.

11. FINAL CLAUSES

- 111 SHOULD ONE OF THE PARTIES FAIL TO TAKE LEGAL ACTION OR EXERCISE A RIGHT UNDER THESE GENERAL TERMS AND CONDITIONS OF SALE, SUCH ACQUIESCENT CONDUCT MAY NOT BE INTERPRETED AS A FINAL WAIVER TO TAKE SUCH LEGAL ACTION OR EXERCISE SUCH RIGHTS IN THE FUTURE.
- 112 THE SALE OF PRODUCTS BY FAMEPLA TO THE BUYER DOES NOT GIVE THE LATTER ANY EXCLUSIVE TERRITORIAL RIGHT NOR DOES IT ALLOW THE BUYER TO TAKE ON THE STATUS OF DISTRIBUTOR OR RESELLER OF FAMEPLA.
- 113 ANY COMMUNICATION FROM THE BUYER TO FAMEPLA IN RELATION TO THESE GENERAL TERMS AND CONDITIONS OF SALE MUST BE SENT TO THE FOLLOWING CERTIFIED E-MAIL ADDRESS: AIACE_SRL@LEGALMAIL.IT. THE AFOREMENTIONED COMMUNICATIONS SHALL TAKE EFFECT UPON RECEIPT BY THE RECIPIENT.

12. PRIVACY

- 121 IN ACCORDANCE WITH THE PROVISIONS OF LEGISLATIVE DECREE 196/03, BY ACCEPTING THIS CONTRACT, THE BUYER DECLARES THAT IT IS AWARE, AND EXPRESSLY AGREES, THAT ITS "PERSONAL DATA", PROVIDED (ALSO VERBALLY) BY ITSELF OR ACQUIRED DURING SALE TRANSACTIONS, IS KEPT WITH FAMEPLA IN ITS (PAPER, ELECTRONIC OR TELECOMMUNICATIONS) ARCHIVES AND PROCESSED AS PART OF THE CONDUCT OF BUSINESS ACTIVITIES OF FAMEPLA FOR MANAGEMENT PURPOSES, THE FULFILMENT OF LEGAL OBLIGATIONS, AND FOR STATISTICAL, COMMERCIAL, MARKETING, PROMOTIONAL AND CREDIT PROTECTION PURPOSES. SUCH DATA MAY ALSO BE: (A) DISCLOSED TO COMPANIES, ENTITIES, CONSORTIA OR ASSOCIATIONS RESPONSIBLE FOR CREDIT PROTECTION, (B) DISCLOSED/DISSEMINATED TO SUBSIDIARIES, PARENT COMPANIES OR ASSOCIATES ENGAGED IN COMMERCIAL, MARKET RESEARCH, MARKETING, MANAGEMENT OR IT MANAGEMENT ACTIVITIES; OR SUCH COMPANIES CAN BE GIVEN ACCESS TO THE AFOREMENTIONED ARCHIVES, IN RELATION TO THE PROCESSING OF SAID DATA. THE BUYER MAY EXERCISE THE RIGHTS INDICATED IN ART. 7 LEGISLATIVE DECREE 196/03 AND FAMEPLA HAS AN OBLIGATION TO COMMUNICATE WITHOUT DELAY ANY REQUESTS PURSUANT TO THAT ARTICLE. THE DATA CONTROLLER IS FAMEPLA IN THE PERSON OF ITS PRO-TEMPORE LEGAL REPRESENTATIVE. THE DATA CAN BE PROCESSED AT THE COMPANY'S REGISTERED OFFICES OR AT TAX CONSULTING FIRMS, AS WELL AS AT THE PREMISES OF ANY OTHER PROFESSIONALS THAT HAVE BEEN TASKED WITH PROCESSING THE ACCOUNTS AND ANY OTHER RELEVANT ASSIGNMENTS.



Famepla srl

Via Asolana 28/F
31017 Pieve del Grappa (TV) - Italy

T. +39 0423 930700
info@famepla.it
www.fameplastorage.com

 **FAMEPLA**
MORE THAN EFFICIENCY

FLANOW0724A41T